

FIA WORLD RALLYCROSS CHAMPIONSHIP

PRESENTED BY MONSTER ENERGY

ROUND 1 // 25-26 APRIL 2015_

PISTA INTERNACIONAL DE MONTALEGRE_

(POR)

BOMPISO RALLYCROSS OF MONTALEGRE



RESULT BOOK

Chronomoto Timing



www.RallycrossRX.com

Supercar

SC - 01

List of starters

No.	Driver	Nat.	Competitor/Entrant	Car	Licence	Competitor Lic.	Ch.
1	1 Petter SOLBERG	NOR	SDRX	Citröen DS3	IKO 19833	572	
2	3 Johan KRISTOFFERSSON	SWE	Volkswagen Team Sweden	Volkswagen Polo	198812066275	557	
3	4 Robin LARSSON	SWE	Robin Larsson	Audi A1	199207083610	199207083610	
4	7 Manfred STOHL	AUT	World RX Team Austria	Ford Fiesta	TJA 1234	BA 205	
5	10 Mattias EKSTRÖM	SWE	EKS	Audi S1	197807147199	369	
6	13 Andreas BAKKERUD	NOR	OlsbergMSE AB	Ford Fiesta ST	IRC 30267	136	
7	15 Reinis NITISS	LVA	OlsbergMSE AB	Ford Fiesta ST	1503060003	136	
8	17 Davy JEANNEY	FRA	Team Peugeot-Hansen	Peugeot 208	176089	546	
9	21 Timmy HANSEN	SWE	Team Peugeot-Hansen	Peugeot 208	199205212732	546	
10	31 Max PUCHER	AUT	World RX Team Austria	Ford Fiesta	JA 2062	BA 205	
11	33 Liam DORAN	GBR	SDRX	Citröen DS3	171219	572	
12	41 Joaquim SANTOS	PRT	Bompiso Racing Team	Ford Focus	5996	6026	
13	42 Timur TIMERZYANOV	RUS	Namus OMSE	Ford Fiesta	15120	15078	
14	45 Per Gunnar ANDERSSON	SWE	Marklund Motorsport	Volkswagen Polo	198003106237	383	
15	55 Alx DANIELSSON	SWE	ALL-INKL.COM Münnich Motorsport	Audi S3	198104018273	BIF 1119689	
16	57 Toomas HEIKKINEN	FIN	Marklund Motorsport	Volkswagen Polo	21561120	383	
17	76 Mario BARBOSA	PRT	Mario BARBOSA	Citröen DS3	6381	6381	
18	77 René MÜNNICH	DEU	ALL-INKL.COM Münnich Motorsport	Audi S3	IB 1108069	BIF 1119689	
19	87 Jean-Baptiste DUBOURG	FRA	Jean-Baptiste Dubourg	Citröen C4	161090	161090	
20	92 Anton MARKLUND	SWE	EKS	Audi S1	199212090071	369	
21	99 Tord LINNERUD	NOR	Volkswagen Team Sweden	Volkswagen Polo	IKO 22391	557	

21 drivers

These results are provisional until the conclusion of any judicial and technical inquiries.

Pista Internacional de Montalegre(945/1050)

Published at...	Clerk of the Course Antonio PUREZA 	Timekeeper Peter MAJOSHAZI 	
-----------------	---------------------------------------------------------------------------------------------------------------------------	---------------------------------------------------------------------------------------------------------------------	---------------------------------------------------------------------------------------

Printed: 4/25/2015 9:31:17 AM

Page 1 of 1

Supercar

SC - 01T

List of starters (Teams)



Team	Nat.	No.	Driver	Nat.	Car
1 SDRX	SWE	1 33	Petter SOLBERG Liam DORAN	NOR GBR	Citroën DS3 Citroën DS3
2 EKS	SWE	10 92	Mattias EKSTRÖM Anton MARKLUND	SWE SWE	Audi S1 Audi S1
3 Volkswagen Team Sweden	SWE	3 99	Johan KRISTOFFERSSON Tord LINNERUD	SWE NOR	Volkswagen Polo Volkswagen Polo
4 World RX Team Austria	AUT	7 31	Manfred STOHL Max PUCHER	AUT AUT	Ford Fiesta Ford Fiesta
5 ALL-INKL.COM Münnich Motorsport	DEU	55 77	Alx DANIELSSON René MÜNNICH	SWE DEU	Audi S3 Audi S3
6 OlsbergMSE AB	SWE	13 15	Andreas BAKKERUD Reinis NITISS	NOR LVA	Ford Fiesta ST Ford Fiesta ST
7 Team Peugeot-Hansen	SWE	21 17	Timmy HANSEN Davy JEANNEY	SWE FRA	Peugeot 208 Peugeot 208
8 Marklund Motorsport	SWE	57 45	Toomas HEIKKINEN Per Gunnar ANDERSSON	FIN SWE	Volkswagen Polo Volkswagen Polo

8 teams

 -
-

These results are provisional until the conclusion of any judicial and technical inquiries.

Pista Internacional de Montalegre(945/1050)

Published at...	Clerk of the Course Antonio PUREZA 	Timekeeper Peter MAJOSHAZI 	
-----------------	---------------------------------------------------------------------------------------------------------------------------	---------------------------------------------------------------------------------------------------------------------	---------------------------------------------------------------------------------------

Printed: 4/25/2015 9:14:03 AM

Page 1 of 1

Supercar

SC - 04

Free Practice 1 Lap Times

Pos.	No.	Driver Competitor/Entrant	Nat.	Car Ch.	Best lap	Diff	Laps	Lap1 Lap5 Lap9 Lap13 Lap17 Lap21	Lap 2 Lap 6 Lap10 Lap14 Lap18 Lap22	Lap3 Lap7 Lap11 Lap15 Lap19 Lap23	Lap4 Lap8 Lap12 Lap16 Lap20 Lap24
1	10	Mattias EKSTRÖM EKS	SWE	Audi S1	0:41.102		19	0:43.689 7:48.843 0:42.712 0:46.029 0:43.197	0:43.159 0:42.647 3:17.526 0:41.102 0:42.485	0:42.822 0:45.867 0:41.553 5:01.973 0:44.835	0:45.840 0:42.855 0:46.778 0:42.740
2	21	Timmy HANSEN Team Peugeot-Hansen	SWE	Peugeot 208	0:41.513	0:00.411	14	0:46.015 6:25.992 0:41.523 0:43.528	0:41.858 0:44.805 7:15.699 0:41.756	0:41.513 0:44.320 0:44.776	0:42.827 0:41.810 0:41.646
3	3	Johan KRISTOFFERSSON Volkswagen Team Sweden	SWE	Volkswagen Polo	0:41.525	0:00.423	20	0:46.039 3:39.137 0:42.343 0:41.758 0:41.786	0:43.507 0:42.767 0:45.591 0:43.272 0:42.337	0:42.332 0:42.759 3:10.441 0:41.525 0:44.912	0:42.090 0:42.707 0:44.415 9:04.456 0:42.685
4	15	Reinis NITISS OlsbergMSE AB	LVA	Ford Fiesta ST	0:41.689	0:00.587	14	0:44.372 1:23.563 0:42.726 0:47.496	0:43.619 0:43.271 1:29.122 0:45.406	0:43.447 0:43.212 0:41.689	0:42.871 0:43.280 0:41.699
5	45	Per Gunnar ANDERSSON Marklund Motorsport	SWE	Volkswagen Polo	0:41.776	0:00.674	14	0:48.001 2:04.189 0:42.968 0:42.994	0:43.274 0:45.479 2:54.612 0:41.776	0:42.678 0:47.991 0:45.501	0:47.322 0:42.531 0:43.351
6	1	Petter SOLBERG SDRX	NOR	Citröen DS3	0:41.858	0:00.756	14	0:45.043 6:04.107 0:42.548 0:52.444	0:41.858 0:44.727 5:19.271 0:47.802	0:42.356 0:42.659 0:46.187	0:42.035 0:42.861 0:43.286
7	42	Timur TIMERZYANOV Namus OMSE	RUS	Ford Fiesta	0:42.059	0:00.957	14	0:49.438 9:44.381 0:44.071 0:43.289	0:46.340 0:42.059 4:50.505 0:42.652	0:42.928 0:44.227 0:47.150	0:43.272 0:45.502 0:42.934
8	57	Toomas HEIKKINEN Marklund Motorsport	FIN	Volkswagen Polo	0:42.154	0:01.052	14	0:48.503 2:06.677 0:42.174 0:42.463	0:44.078 0:46.602 3:00.480 0:42.346	0:43.296 0:42.889 0:50.764	0:42.298 0:42.154 0:43.222
9	92	Anton MARKLUND EKS	SWE	Audi S1	0:42.346	0:01.244	19	0:44.076 9:34.913 0:43.620 0:45.401 0:42.346	0:43.151 0:43.300 5:29.699 0:42.689 0:46.772	0:47.170 0:43.227 0:43.069 3:09.353 0:44.515	0:44.296 0:45.640 0:43.564 0:42.987

These results are provisional until the conclusion of any judicial and technical inquiries.

Pista Internacional de Montalegre(945/1050)

Published at...	Clerk of the Course Antonio PUREZA 	Timekeeper Peter MAJOSHAZI 	
-----------------	---------------------------------------------------------------------------------------------------------------------------	---------------------------------------------------------------------------------------------------------------------	---------------------------------------------------------------------------------------

Printed: 4/25/2015 1:59:30 PM

Page 1 of 3

Supercar

SC - 04

Free Practice 1 Lap Times

Pos.	No.	Driver Competitor/Entrant	Nat.	Car Ch.	Best lap	Diff	Laps	Lap1 Lap5 Lap9 Lap13 Lap17 Lap21	Lap 2 Lap 6 Lap10 Lap14 Lap18 Lap22	Lap3 Lap7 Lap11 Lap15 Lap19 Lap23	Lap4 Lap8 Lap12 Lap16 Lap20 Lap24
10	13	Andreas BAKKERUD OlsbergMSE AB	NOR	Ford Fiesta ST	0:42.427	0:01.325	14	0:43.655 1:26.133 0:45.228 0:42.879	0:42.887 0:44.751 5:11.449 0:42.427	0:42.539 0:42.764 0:47.458	0:44.570 0:42.560 0:43.921
11	17	Davy JEANNEY Team Peugeot-Hansen	FRA	Peugeot 208	0:42.435	0:01.333	13	0:46.485 6:17.762 0:44.908 1:03.744	0:43.157 0:44.873 6:47.884	0:42.833 0:45.985 0:42.435	0:45.949 0:44.965 0:44.329
12	4	Robin LARSSON Robin Larsson	SWE	Audi A1	0:42.474	0:01.372	14	0:46.711 9:21.441 0:46.048 0:42.474	0:46.536 0:45.493 9:28.604 0:42.569	0:44.501 0:43.578 0:45.558	0:42.925 0:42.672 1:00.288
13	7	Manfred STOHL World RX Team Austria	AUT	Ford Fiesta	0:42.541	0:01.439	14	0:47.649 3:21.761 0:42.541 0:45.572	0:43.845 0:45.010 3:00.148 0:44.731	0:44.217 0:42.894 0:44.240	0:43.140 0:46.833 0:46.922
14	87	Jean-Baptiste DUBOURG Jean-Baptiste Dubourg	FRA	Citröen C4	0:42.948	0:01.846	19	0:44.362 1:38.058 0:43.630 0:43.097 0:45.077	0:44.769 0:43.497 2:56.304 0:45.255 0:43.032	0:47.979 0:45.375 0:42.948 3:02.245 0:46.316	0:44.884 0:46.252 0:43.260 0:43.449
15	76	Mario BARBOSA Mario BARBOSA	PRT	Citröen DS3	0:43.283	0:02.181	9	0:44.930 3:08.082 0:43.696	0:47.463 0:43.283	0:44.140 0:47.823	0:44.027 0:44.451
16	99	Tord LINNERUD Volkswagen Team Sweden	NOR	Volkswagen Polo	0:43.401	0:02.299	9	0:48.126 5:35.569 0:43.401	0:46.851 0:47.972	0:45.950 0:45.724	0:48.991 0:43.793
17	41	Joaquim SANTOS Bompiso Racing Team	PRT	Ford Focus	0:44.569	0:03.467	14	0:49.889 7:13.452 0:45.605 0:44.643	0:51.386 0:46.039 4:43.315 0:46.878	0:44.569 0:49.011 0:51.289	0:48.857 0:49.774 0:47.664

These results are provisional until the conclusion of any judicial and technical inquiries.

Pista Internacional de Montalegre(945/1050)

Published at...	Clerk of the Course Antonio PUREZA 	Timekeeper Peter MAJOSHAZI 	
-----------------	---------------------------------------------------------------------------------------------------------------------------	---------------------------------------------------------------------------------------------------------------------	---------------------------------------------------------------------------------------

Printed: 4/25/2015 1:59:30 PM

Page 2 of 3

Supercar

SC - 04

Free Practice 1 Lap Times




Pos.	No.	Driver Competitor/Entrant	Nat.	Car Ch.	Best lap	Diff	Laps	Lap1 Lap5 Lap9 Lap13 Lap17 Lap21	Lap 2 Lap 6 Lap10 Lap14 Lap18 Lap22	Lap3 Lap7 Lap11 Lap15 Lap19 Lap23	Lap4 Lap8 Lap12 Lap16 Lap20 Lap24
18	55	Alex DANIELSSON ALL-INKL.COM Münnich Motorsport	SWE	Audi S3	0:45.100	0:03.998	12	0:50.247 3:49.974 0:47.759	0:47.561 0:45.766 1:12.724	0:45.100 0:46.943 0:45.302	0:48.862 0:45.407 0:54.673
19	31	Max PUCHER World RX Team Austria	AUT	Ford Fiesta	0:45.159	0:04.057	13	0:49.955 0:50.409 2:53.744 0:48.528	0:48.987 0:45.939 0:47.804	0:52.185 0:51.396 0:52.650	5:38.596 0:45.159 0:52.600
20	77	René MÜNNICH ALL-INKL.COM Münnich Motorsport	DEU	Audi S3	0:45.235	0:04.133	6	0:53.950 0:45.235	8:21.797 0:50.266	0:48.543	0:49.349
21	33	Liam DORAN SDRX	GBR	Citröen DS3	0:45.471	0:04.369	4	0:48.580	0:46.100	0:45.471	0:46.536

Total:21 Drivers included DNS: 0 ,DNF: 0 ,EXC: 0

 -
-

These results are provisional until the conclusion of any judicial and technical inquiries.

Pista Internacional de Montalegre(945/1050)

Published at...	Clerk of the Course Antonio PUREZA 	Timekeeper Peter MAJOSHAZI 	
-----------------	---------------------------------------------------------------------------------------------------------------------------	---------------------------------------------------------------------------------------------------------------------	---------------------------------------------------------------------------------------

Printed: 4/25/2015 1:59:30 PM

Page 3 of 3

Supercar

SC - 02

Provisional Grid Sheet for Heat 1 by the draw (Right Pole)

P5	P4	P3	P2	POLE
Race 1				
		42	99	4
Race 2				
		1	41	55
Race 3				
13	17	21	7	10
Race 4				
92	76	57	33	87
Race 5				
45	31	3	77	15

R1

4 Robin LARSSON SWE
 99 Tord LINN ERUD NOR
 42 Timur TIMERZYANOV RUS

R2

55 Alx DANIELSSON SWE
 41 Joaquim SANTOS PRT
 1 Petter SOLBERG NOR

R3

10 Mattias EKSTRÖM SWE
 7 Manfred STOHL AUT
 21 Timmy HANSEN SWE
 17 Davy JEANNEY FRA
 13 Andreas BAKKERUD NOR

R4

87 Jean-Baptiste DUBOURG FRA
 33 Liam DORAN GBR
 57 Toomas HEIKKINEN FIN
 76 Mario BARBOSA PRT
 92 Anton MARKLUND SWE

R5

15 Reinis NITISS LVA
 77 René MÜNNICH DEU
 3 Johan KRISTOFFERSSON SWE
 31 Max PUCHER AUT
 45 Per Gunnar ANDERSSON SWE

These results are provisional until the conclusion of any judicial and technical inquiries.

Pista Internacional de Montalegre(945/1050)

Published at...	Clerk of the Course Antonio PUREZA	Timekeeper Peter MAJOSHAZI	
-----------------	---------------------------------------	-------------------------------	--

Printed: 4/25/2015 9:09:50 AM

Page 1 of 1

Supercar

SC - 05




Result of Heat 1

Pos.	No.	Driver Competitor/Entrant	Nat. Car Ch.	Laps/Joker Race Nr.	Total Tm Notice	Diff	Lap1	Lap2	Lap3	Lap4	Pts.
1	13	Andreas BAKKERUD OlsbergMSE AB	NOR Ford Fiesta ST	4 / 1 Race 3	2:57.174 -		<u>0:49.625</u>	0:42.636	0:42.469	0:42.444	50
2	21	Timmy HANSEN Team Peugeot-Hansen	SWE Peugeot 208	4 / 1 Race 3	2:57.488 -	0:00.314	<u>0:50.728</u>	0:42.185	0:42.160	0:42.415	45
3	1	Petter SOLBERG SDRX	NOR Citroën DS3	4 / 1 Race 2	2:57.527 -	0:00.353	0:46.266	0:42.178	0:42.837	<u>0:46.246</u>	42
4	4	Robin LARSSON Robin Larsson	SWE Audi A1	4 / 1 Race 2	2:58.564 -	0:01.390	0:47.077	0:42.655	0:42.693	<u>0:46.139</u>	40
5	57	Toomas HEIKKINEN Marklund Motorsport	FIN Volkswagen Polo	4 / 1 Race 4	2:59.304 -	0:02.130	0:46.628	0:42.373	0:43.239	<u>0:47.064</u>	39
6	42	Timur TIMERZYANOV Namus OMSE	RUS Ford Fiesta	4 / 1 Race 2	2:59.581 -	0:02.407	<u>0:49.806</u>	0:42.410	0:42.693	0:44.672	38
7	45	Per Gunnar ANDERSSON Marklund Motorsport	SWE Volkswagen Polo	4 / 1 Race 5	3:00.302 -	0:03.128	<u>0:50.033</u>	0:42.172	0:44.921	0:43.176	37
8	10	Mattias EKSTRÖM EKS	SWE Audi S1	4 / 1 Race 3	3:00.641 -	0:03.467	0:48.319	<u>0:45.795</u>	0:42.467	0:44.060	36
9	15	Reinis NITISS OlsbergMSE AB	LVA Ford Fiesta ST	4 / 1 Race 5	3:01.060 -	0:03.886	0:48.532	<u>0:45.168</u>	0:43.978	0:43.382	35
10	7	Manfred STOHL World RX Team Austria	AUT Ford Fiesta	4 / 1 Race 3	3:01.751 -	0:04.577	0:49.061	<u>0:47.183</u>	0:42.736	0:42.771	34
11	76	Mario BARBOSA Mario BARBOSA	PRT Citroën DS3	4 / 1 Race 4	3:03.181 -	0:06.007	<u>0:50.621</u>	0:42.959	0:44.492	0:45.109	33
12	99	Tord LINNÉRUD Volkswagen Team Sweden	NOR Volkswagen Polo	4 / 1 Race 2	3:03.478 -	0:06.304	<u>0:51.330</u>	0:44.627	0:44.087	0:43.434	32
13	87	Jean-Baptiste DUBOURG Jean-Baptiste Dubourg	FRA Citroën C4	4 / 1 Race 4	3:04.163 -	0:06.989	<u>0:52.452</u>	0:43.555	0:45.194	0:42.962	31
14	3	Johan KRISTOFFERSSON Volkswagen Team Sweden	SWE Volkswagen Polo	4 / 1 Race 5	3:05.917 -	0:08.743	0:47.867	0:43.101	0:45.619	<u>0:49.330</u>	30
15	17	Davy JEANNEY Team Peugeot-Hansen	FRA Peugeot 208	4 / 1 Race 3	3:06.091 -	0:08.917	0:47.600	<u>0:52.800</u>	0:43.074	0:42.617	29
16	33	Liam DORAN SDRX	GBR Citroën DS3	4 / 1 Race 4	3:12.579 -	0:15.405	<u>0:51.916</u>	0:43.500	0:45.464	0:51.699	28
17	41	Joaquim SANTOS Bompiso Racing Team	PRT Ford Focus	4 / 1 Race 2	3:17.263 -	0:20.089	0:49.384	<u>0:50.259</u>	0:49.971	0:47.649	27
18	31	Max PUCHER World RX Team Austria	AUT Ford Fiesta	4 / 1 Race 5	3:17.562 -	0:20.388	<u>0:55.711</u>	0:47.238	0:46.195	0:48.418	26
DNF	92	Anton MARKLUND EKS	SWE Audi S1	3 / 1 Race 4	-	+1 LAP	0:48.512	0:43.154	0:44.414		22
DNS	77	René MÜNNICH ALL-INKL.COM Münnich Motorsport	DEU Audi S3	0 / 0 Race 5	-	-					0
DNS	55	Alex DANIELSSON ALL-INKL.COM Münnich Motorsport	SWE Audi S3	0 / 0 Race	-	-					0

#7 Warning flag

These results are provisional until the conclusion of any judicial and technical inquires.

Pista Internacional de Montalegre(945/1050)

Published at...	Clerk of the Course Antonio PUREZA 	Timekeeper Peter MAJOSHAZI 	
-----------------	---------------------------------------------------------------------------------------------------------------------------	---------------------------------------------------------------------------------------------------------------------	---------------------------------------------------------------------------------------

Printed: 4/25/2015 3:01:33 PM

Page 1 of 1

Supercar

SC - 06

Provisional Grid Sheet for Heat 2 (Right Pole)

P5	P4	P3	P2	POLE
Race 1				
		55	77	92
Race 2				
		31	41	33
Race 3				
17	3	87	99	76
Race 4				
7	15	10	45	42
Race 5				
57	4	1	21	13

R1

92 Anton MARKLUND SWE
77 René MÜNNICH DEU
55 Alx DANIELSSON SWE

R2

33 Liam DORAN GBR
41 Joaquim SANTOS PRT
31 Max PUCHER AUT

R3

76 Mario BARBOSA PRT
99 Tord LINN ERUD NOR
87 Jean-Baptiste DUBOURG FRA
3 Johan KRISTOFFERSSON SWE
17 Davy JEANNEY FRA

R4

42 Timur TIMERZYANOV RUS
45 Per Gunnar ANDERSSON SWE
10 Mattias EKSTRÖM SWE
15 Reinis NITISS LVA
7 Manfred STOHL AUT

R5

13 Andreas BAKKERUD NOR
21 Timmy HANSEN SWE
1 Petter SOLBERG NOR
4 Robin LARSSON SWE
57 Toomas HEIKKINEN FIN

These results are provisional until the conclusion of any judicial and technical inquiries.

Pista Internacional de Montalegre(945/1050)

Published at...	Clerk of the Course Antonio PUREZA	Timekeeper Peter MAJOSHAZI	
-----------------	---------------------------------------	-------------------------------	--

Printed: 4/25/2015 3:02:31 PM

Page 1 of 1

Supercar

SC - 07

Result of Heat 2

Pos.	No.	Driver Competitor/Entrant	Nat. Car Ch.	Laps/Joker Race Nr.	Total Tm Notice	Diff	Lap1	Lap2	Lap3	Lap4	Pts.
1	1	Petter SOLBERG SDRX	NOR Citroën DS3	4 / 1 Race 5	3:01.003 -		0:48.263	0:42.603	0:43.392	<u>0:46.745</u>	50
2	13	Andreas BAKKERUD OlsbergMSE AB	NOR Ford Fiesta ST	4 / 1 Race 5	3:01.626 -	0:00.623	0:47.757	0:44.329	0:43.160	<u>0:46.380</u>	45
3	3	Johan KRISTOFFERSSON Volkswagen Team Sweden	SWE Volkswagen Polo	4 / 1 Race 3	3:01.959 -	0:00.956	0:48.341	0:43.403	0:43.069	<u>0:47.146</u>	42
4	45	Per Gunnar ANDERSSON Marklund Motorsport	SWE Volkswagen Polo	4 / 1 Race 4	3:02.558 -	0:01.555	0:48.360	0:43.656	0:43.359	<u>0:47.183</u>	40
5	21	Timmy HANSEN Team Peugeot-Hansen	SWE Peugeot 208	4 / 1 Race 5	3:03.391 -	0:02.388	0:48.697	<u>0:47.791</u>	0:43.904	0:42.999	39
6	17	Davy JEANNEY Team Peugeot-Hansen	FRA Peugeot 208	4 / 1 Race 3	3:04.276 -	0:03.273	<u>0:51.995</u>	0:44.484	0:44.217	0:43.580	38
7	42	Timur TIMERZYANOV Namus OMSE	RUS Ford Fiesta	4 / 1 Race 4	3:06.621 -	0:05.618	0:49.238	<u>0:48.791</u>	0:44.599	0:43.993	37
8	33	Liam DORAN SDRX	GBR Citroën DS3	4 / 1 Race 2	3:07.049 -	0:06.046	0:48.832	<u>0:48.297</u>	0:44.700	0:45.220	36
9	57	Toomas HEIKKINEN Marklund Motorsport	FIN Volkswagen Polo	4 / 1 Race 5	3:07.675 -	0:06.672	<u>0:51.068</u>	0:45.109	0:45.587	0:45.911	35
10	10	Mattias EKSTRÖM EKS	SWE Audi S1	4 / 1 Race 4	3:07.785 -	0:06.782	<u>0:52.340</u>	0:47.299	0:43.729	0:44.417	34
11	15	Reinis NITISS OlsbergMSE AB	LVA Ford Fiesta ST	4 / 1 Race 4	3:08.741 -	0:07.738	<u>0:54.194</u>	0:46.776	0:43.962	0:43.809	33
12	87	Jean-Baptiste DUBOURG Jean-Baptiste Dubourg	FRA Citroën C4	4 / 1 Race 3	3:08.765 -	0:07.762	<u>0:53.771</u>	0:45.625	0:44.933	0:44.436	32
13	7	Manfred STOHL World RX Team Austria	AUT Ford Fiesta	4 / 1 Race 4	3:09.559 -	0:08.556	0:51.749	0:45.453	0:44.713	<u>0:47.644</u>	31
14	76	Mario BARBOSA Mario BARBOSA	PRT Citroën DS3	4 / 1 Race 3	3:12.873 -	0:11.870	0:51.573	<u>0:49.929</u>	0:46.195	0:45.176	30
15	77	René MÜNNICH ALL-INKL.COM Münnich Motorsport	DEU Audi S3	4 / 1 Race 2	3:16.077 -	0:15.074	<u>0:57.140</u>	0:46.022	0:47.014	0:45.901	29
16	99	Tord LINNERUD Volkswagen Team Sweden	NOR Volkswagen Polo	4 / 1 Race 3	3:16.935 -	0:15.932	<u>0:52.998</u>	0:54.710	0:44.228	0:44.999	28
17	41	Joaquim SANTOS Bompiso Racing Team	PRT Ford Focus	4 / 1 Race 2	3:25.394 -	0:24.391	0:56.120	<u>0:51.974</u>	0:48.776	0:48.524	27
18	31	Max PUCHER World RX Team Austria	AUT Ford Fiesta	4 / 1 Race 2	3:36.101 -	0:35.098	0:57.666	<u>0:53.716</u>	0:51.910	0:52.809	26
DNF	4	Robin LARSSON Robin Larsson	SWE Audi A1	0 / 1 Race 5	-	+4 LAP					22
DNF	92	Anton MARKLUND EKS	SWE Audi S1	0 / 0 Race 2	-	+4 LAP					22
DNS	55	Alx DANIELSSON ALL-INKL.COM Münnich Motorsport	SWE Audi S3	0 / 0 Race	-	-					0

These results are provisional until the conclusion of any judicial and technical inquires.

Pista Internacional de Montalegre(945/1050)

Published at...	Clerk of the Course Antonio PUREZA 	Timekeeper Peter MAJOSHAZI 	
-----------------	---------------------------------------------------------------------------------------------------------------------------	---------------------------------------------------------------------------------------------------------------------	---------------------------------------------------------------------------------------

Printed: 4/25/2015 4:39:23 PM

Page 1 of 1

Supercar

SC - 08




Result after Heat 2

Pos. No.	Driver Competitor/Entrant	Nat. Car Ch.	Heat 1	Heat 2	Heat 3	Heat 4	Heat Sum	Int. Pt.	SF1	SF2	Final	Ch. Pt.	Ch Sum
1 13	Andreas BAKKERUD OlsbergMSE AB	NOR Ford Fiesta ST	50 (1.) 2:57.174	45 (2.) 3:01.626			95						
2 1	Petter SOLBERG SDRX	NOR Citroën DS3	42 (3.) 2:57.527	50 (1.) 3:01.003			92						
3 21	Timmy HANSEN Team Peugeot-Hansen	SWE Peugeot 208	45 (2.) 2:57.488	39 (5.) 3:03.391			84						
4 45	Per Gunnar ANDERSSON Marklund Motorsport	SWE Volkswagen Polo	37 (7.) 3:00.302	40 (4.) 3:02.558			77						
5 42	Timur TIMERZYANOV Namus OMSE	RUS Ford Fiesta	38 (6.) 2:59.581	37 (7.) 3:06.621			75						
6 57	Toomas HEIKKINEN Marklund Motorsport	FIN Volkswagen Polo	39 (5.) 2:59.304	35 (9.) 3:07.675			74						
7 3	Johan KRISTOFFERSSON Volkswagen Team Sweden	SWE Volkswagen Polo	30 (14.) 3:05.917	42 (3.) 3:01.959			72						
8 10	Mattias EKSTRÖM EKS	SWE Audi S1	36 (8.) 3:00.641	34 (10.) 3:07.785			70						
9 15	Reinis NITISS OlsbergMSE AB	LVA Ford Fiesta ST	35 (9.) 3:01.060	33 (11.) 3:08.741			68						
10 17	Davy JEANNEY Team Peugeot-Hansen	FRA Peugeot 208	29 (15.) 3:06.091	38 (6.) 3:04.276			67						
11 7	Manfred STOHL World RX Team Austria	AUT Ford Fiesta	34 (10.) 3:01.751	31 (13.) 3:09.559			65						
12 33	Liam DORAN SDRX	GBR Citroën DS3	28 (16.) 3:12.579	36 (8.) 3:07.049			64						
13 87	Jean-Baptiste DUBOURG Jean-Baptiste Dubourg	FRA Citroën C4	31 (13.) 3:04.163	32 (12.) 3:08.765			63						
14 76	Mario BARBOSA Mario BARBOSA	PRT Citroën DS3	33 (11.) 3:03.181	30 (14.) 3:12.873			63						
15 4	Robin LARSSON Robin Larsson	SWE Audi A1	40 (4.) 2:58.564	22 (19.) DNF			62						
16 99	Tord LINNERUD Volkswagen Team Sweden	NOR Volkswagen Polo	32 (12.) 3:03.478	28 (16.) 3:16.935			60						
17 41	Joaquim SANTOS Bompiso Racing Team	PRT Ford Focus	27 (17.) 3:17.263	27 (17.) 3:25.394			54						
18 31	Max PUCHER World RX Team Austria	AUT Ford Fiesta	26 (18.) 3:17.562	26 (18.) 3:36.101			52						
19 92	Anton MARKLUND EKS	SWE Audi S1	22 (19.) DNF	22 (20.) DNF			44						
20 77	René MÜNNICH ALL-INKL.COM Münnich Motorsport	DEU Audi S3	0 (20.) DNS	29 (15.) 3:16.077			29						
21 55	Alx DANIELSSON ALL-INKL.COM Münnich Motorsport	SWE Audi S3	0 (21.) DNS	0 (21.) DNS			0						

21 drivers

These results are provisional until the conclusion of any judicial and technical inquiries.

Pista Internacional de Montalegre(945/1050)

Published at...	Clerk of the Course Antonio PUREZA 	Timekeeper Peter MAJOSHAZI 	
-----------------	---------------------------------------------------------------------------------------------------------------------------	---------------------------------------------------------------------------------------------------------------------	---------------------------------------------------------------------------------------

Printed: 4/25/2015 4:39:58 PM

Page 1 of 1

Supercar

SC - 10

Warm-up Lap Times

Pos.	No.	Driver Competitor/Entrant	Nat.	Car Ch.	Best lap	Diff	Laps	Lap1 Lap5	Lap 2 Lap 6	Lap3 Lap7	Lap4 Lap8
1	3	Johan KRISTOFFERSSON Volkswagen Team Sweden	SWE	Volkswagen Polo	0:45.997		3	1:25.411	0:49.490	0:45.997	
2	1	Petter SOLBERG SDRX	NOR	Citröen DS3	0:46.590	0:00.593	5	0:47.190 0:46.590	0:47.476	2:36.486	0:48.152
3	45	Per Gunnar ANDERSSON Marklund Motorsport	SWE	Volkswagen Polo	0:46.619	0:00.622	2	0:46.619	0:46.925		
4	57	Toomas HEIKKINEN Marklund Motorsport	FIN	Volkswagen Polo	0:46.939	0:00.942	2	0:49.457	0:46.939		
5	17	Davy JEANNEY Team Peugeot-Hansen	FRA	Peugeot 208	0:47.357	0:01.360	5	1:04.598 0:47.357	0:55.744	5:54.706	0:47.415
6	99	Tord LINNÉRUD Volkswagen Team Sweden	NOR	Volkswagen Polo	0:47.422	0:01.425	6	2:58.124 0:47.422	0:49.420	0:48.149	6:49.695
7	92	Anton MARKLUND EKS	SWE	Audi S1	0:47.795	0:01.798	3	2:25.643	0:47.795	0:48.647	
8	10	Mattias EKSTRÖM EKS	SWE	Audi S1	0:47.898	0:01.901	3	7:58.397	0:47.924	0:47.898	
9	7	Manfred STOHL World RX Team Austria	AUT	Ford Fiesta	0:48.543	0:02.546	5	0:48.641 0:48.543	0:50.318	1:27.576	0:49.240
10	33	Liam DORAN SDRX	GBR	Citröen DS3	0:48.609	0:02.612	2	0:48.689	0:48.609		
11	21	Timmy HANSEN Team Peugeot-Hansen	SWE	Peugeot 208	0:49.125	0:03.128	5	0:54.424 0:49.125	0:51.622	2:23.963	0:49.730
12	77	René MÜNNICH ALL-INKL.COM Münnich Motorsport	DEU	Audi S3	0:49.401	0:03.404	8	1:02.023 0:50.955	0:52.295 1:46.229	8:44.723	0:52.533 0:49.995
13	87	Jean-Baptiste DUBOURG Jean-Baptiste Dubourg	FRA	Citröen C4	0:50.501	0:04.504	5	1:02.943 0:50.501	0:51.605	8:26.124	0:55.101
14	31	Max PUCHER World RX Team Austria	AUT	Ford Fiesta	0:50.893	0:04.896	8	1:04.137 0:54.270	0:57.648 8:36.884	6:39.712	0:55.257 0:51.925
15	15	Reinis NITISS OlsbergMSE AB	LVA	Ford Fiesta ST	0:52.183	0:06.186	3	0:52.183	1:00.993	6:35.629	
16	55	Alx DANIELSSON ALL-INKL.COM Münnich Motorsport	SWE	Audi S3	0:53.864	0:07.867	5	0:58.852 0:53.864	0:56.805	1:02.236	0:58.986
17	76	Mario BARBOSA Mario BARBOSA	PRT	Citröen DS3	0:55.200	0:09.203	2	1:01.222	0:55.200		
18	41	Joaquim SANTOS Bompiso Racing Team	PRT	Ford Focus	0:56.881	0:10.884	2	1:03.382	0:56.881		
19	42	Timur TIMERZYANOV Namus OMSE	RUS	Ford Fiesta	7:25.868	6:39.871	1	7:25.868			
DNS	13	Andreas BAKKERUD OlsbergMSE AB	NOR	Ford Fiesta ST	-	-	0				
DNS	4	Robin LARSSON Robin Larsson	SWE	Audi A1	-	-	0				

Total:21 Drivers included DNS: 2 ,DNF: 0 , EXC: 0

These results are provisional until the conclusion of any judicial and technical inquiries.

Pista Internacional de Montalegre(945/1050)

Published at...	Clerk of the Course Antonio PUREZA 	Timekeeper Peter MAJOSHAZI 	
-----------------	---------------------------------------------------------------------------------------------------------------------------	---------------------------------------------------------------------------------------------------------------------	---------------------------------------------------------------------------------------

Printed: 4/26/2015 10:29:23 AM

Page 1 of 1

Supercar

SC - 09

Provisional Grid Sheet for Heat 3 (Right Pole)

P5	P4	P3	P2	POLE
Race 1				
		55	92	4
Race 2				
		31	41	99
Race 3				
77	76	7	87	15
Race 4				
10	57	33	42	17
Race 5				
21	45	3	13	1

R1

- 4 Robin LARSSON SWE
- 92 Anton MARKLUND SWE
- 55 Alx DANIELSSON SWE

R2

- 99 Tord LINNERUD NOR
- 41 Joaquim SANTOS PRT
- 31 Max PUCHER AUT

R3

- 15 Reinis NITISS LVA
- 87 Jean-Baptiste DUBOURG FRA
- 7 Manfred STOHL AUT
- 76 Mario BARBOSA PRT
- 77 René MÜNNICH DEU

R4

- 17 Davy JEANNEY FRA
- 42 Timur TIMERZYANOV RUS
- 33 Liam DORAN GBR
- 57 Toomas HEIKKINEN FIN
- 10 Mattias EKSTRÖM SWE

R5

- 1 Petter SOLBERG NOR
- 13 Andreas BAKKERUD NOR
- 3 Johan KRISTOFFERSSON SWE
- 45 Per Gunnar ANDERSSON SWE
- 21 Timmy HANSEN SWE

These results are provisional until the conclusion of any judicial and technical inquiries.

Pista Internacional de Montalegre(945/1050)

Published at...	Clerk of the Course Antonio PUREZA	Timekeeper Peter MAJOSHAZI	
-----------------	---------------------------------------	-------------------------------	--

Printed: 4/26/2015 9:42:19 AM

Page 1 of 1

Supercar




SC - 11

Result of Heat 3

Pos.	No.	Driver Competitor/Entrant	Nat. Car Ch.	Laps/Joker Race Nr.	Total Tm Notice	Diff	Lap1	Lap2	Lap3	Lap4	Pts.
1	21	Timmy HANSEN Team Peugeot-Hansen	SWE Peugeot 208	4 / 1 Race 5	2:56.676 -		<u>0:48.822</u>	0:42.249	0:42.233	0:43.372	50
2	13	Andreas BAKKERUD OlsbergMSE AB	NOR Ford Fiesta ST	4 / 1 Race 5	2:58.174 -	0:01.498	<u>0:49.884</u>	0:42.350	0:42.114	0:43.826	45
3	3	Johan KRISTOFFERSSON Volkswagen Team Sweden	SWE Volkswagen Polo	4 / 1 Race 5	2:58.750 -	0:02.074	0:46.355	0:42.642	0:42.434	<u>0:47.319</u>	42
4	10	Mattias EKSTRÖM EKS	SWE Audi S1	4 / 1 Race 4	2:59.101 -	0:02.425	<u>0:50.483</u>	0:43.246	0:42.975	0:42.397	40
5	1	Petter SOLBERG SDRX	NOR Citroën DS3	4 / 1 Race 5	2:59.735 -	0:03.059	<u>0:51.139</u>	0:42.633	0:41.630	0:44.333	39
6	17	Davy JEANNEY Team Peugeot-Hansen	FRA Peugeot 208	4 / 1 Race 4	3:00.863 -	0:04.187	0:47.495	0:43.293	0:43.872	<u>0:46.203</u>	38
7	4	Robin LARSSON Robin Larsson	SWE Audi A1	4 / 1 Race 1	3:01.432 -	0:04.756	0:47.128	0:42.870	0:43.390	<u>0:48.044</u>	37
8	45	Per Gunnar ANDERSSON Marklund Motorsport	SWE Volkswagen Polo	4 / 1 Race 5	3:01.509 -	0:04.833	<u>0:50.383</u>	0:42.492	0:42.136	0:46.498	36
9	57	Toomas HEIKKINEN Marklund Motorsport	FIN Volkswagen Polo	4 / 1 Race 4	3:01.592 -	0:04.916	<u>0:51.059</u>	0:43.630	0:43.538	0:43.365	35
10	92	Anton MARKLUND EKS	SWE Audi S1	4 / 1 Race 1	3:04.273 -	0:07.597	0:48.065	0:43.339	<u>0:47.549</u>	0:45.320	34
11	42	Timur TIMERZYANOV Namus OMSE	RUS Ford Fiesta	4 / 1 Race 4	3:05.716 -	0:09.040	<u>0:56.405</u>	0:43.356	0:43.179	0:42.776	33
12	7	Manfred STOHL World RX Team Austria	AUT Ford Fiesta	4 / 1 Race 3	3:05.784 -	0:09.108	0:49.667	0:45.603	0:43.998	<u>0:46.516</u>	32
13	15	Reinis NITISS OlsbergMSE AB	LVA Ford Fiesta ST	4 / 1 Race 3	3:08.977 -	0:12.301	0:50.247	0:45.602	<u>0:48.667</u>	0:44.461	31
14	55	Alx DANIELSSON ALL-INKL.COM Münnich Motorsport	SWE Audi S3	4 / 1 Race 1	3:11.980 -	0:15.304	<u>0:52.201</u>	0:46.549	0:46.121	0:47.109	30
15	76	Mario BARBOSA Mario BARBOSA	PRT Citroën DS3	4 / 1 Race 3	3:12.073 -	0:15.397	<u>0:52.606</u>	0:47.115	0:46.208	0:46.144	29
16	87	Jean-Baptiste DUBOURG Jean-Baptiste Dubourg	FRA Citroën C4	4 / 1 Race 3	3:13.181 -	0:16.505	<u>0:53.338</u>	0:46.945	0:46.625	0:46.273	28
17	99	Tord LINNERUD Volkswagen Team Sweden	NOR Volkswagen Polo	4 / 1 Race 2	3:15.397 -	0:18.721	0:50.627	0:46.770	0:46.450	<u>0:51.550</u>	27
18	41	Joaquim SANTOS Bompiso Racing Team	PRT Ford Focus	4 / 1 Race 2	3:21.520 -	0:24.844	0:52.432	<u>0:50.539</u>	0:49.233	0:49.316	26
19	31	Max PUCHER World RX Team Austria	AUT Ford Fiesta	4 / 1 Race 2	3:25.187 -	0:28.511	<u>0:56.427</u>	0:50.596	0:49.232	0:48.932	25
DNF	33	Liam DORAN SDRX	GBR Citroën DS3	3 / 1 Race 4	-	+1 LAP	<u>0:52.055</u>	0:43.778	1:47.218		22
DNF	77	René MÜNNICH ALL-INKL.COM Münnich Motorsport	DEU Audi S3	3 / 0 Race 3	-	+1 LAP	0:51.146	0:47.055	0:54.564		22

These results are provisional until the conclusion of any judicial and technical inquires.

Pista Internacional de Montalegre(945/1050)

Published at...	Clerk of the Course Antonio PUREZA 	Timekeeper Peter MAJOSHAZI 	
-----------------	---------------------------------------------------------------------------------------------------------------------------	---------------------------------------------------------------------------------------------------------------------	---------------------------------------------------------------------------------------

Printed: 4/26/2015 11:41:33 AM

Page 1 of 1

Supercar

SC - 13




Result after Heat 3

Pos. No.	Driver Competitor/Entrant	Nat. Car Ch.	Heat 1	Heat 2	Heat 3	Heat 4	Heat Sum	Int. Pt.	SF1	SF2	Final	Ch. Pt.	Ch Sum
1 13	Andreas BAKKERUD OlsbergMSE AB	NOR Ford Fiesta ST	50 (1.) 2:57.174	45 (2.) 3:01.626	45 (2.) 2:58.174		140						
2 21	Timmy HANSEN Team Peugeot-Hansen	SWE Peugeot 208	45 (2.) 2:57.488	39 (5.) 3:03.391	50 (1.) 2:56.676		134						
3 1	Petter SOLBERG SDRX	NOR Citroën DS3	42 (3.) 2:57.527	50 (1.) 3:01.003	39 (5.) 2:59.735		131						
4 3	Johan KRISTOFFERSSON Volkswagen Team Sweden	SWE Volkswagen Polo	30 (14.) 3:05.917	42 (3.) 3:01.959	42 (3.) 2:58.750		114						
5 45	Per Gunnar ANDERSSON Marklund Motorsport	SWE Volkswagen Polo	37 (7.) 3:00.302	40 (4.) 3:02.558	36 (8.) 3:01.509		113						
6 10	Mattias EKSTRÖM EKS	SWE Audi S1	36 (8.) 3:00.641	34 (10.) 3:07.785	40 (4.) 2:59.101		110						
7 57	Toomas HEIKKINEN Marklund Motorsport	FIN Volkswagen Polo	39 (5.) 2:59.304	35 (9.) 3:07.675	35 (9.) 3:01.592		109						
8 42	Timur TIMERZYANOV Namus OMSE	RUS Ford Fiesta	38 (6.) 2:59.581	37 (7.) 3:06.621	33 (11.) 3:05.716		108						
9 17	Davy JEANNEY Team Peugeot-Hansen	FRA Peugeot 208	29 (15.) 3:06.091	38 (6.) 3:04.276	38 (6.) 3:00.863		105						
10 4	Robin LARSSON Robin Larsson	SWE Audi A1	40 (4.) 2:58.564	22 (19.) DNF	37 (7.) 3:01.432		99						
11 15	Reinis NITISS OlsbergMSE AB	LVA Ford Fiesta ST	35 (9.) 3:01.060	33 (11.) 3:08.741	31 (13.) 3:08.977		99						
12 7	Manfred STOHL World RX Team Austria	AUT Ford Fiesta	34 (10.) 3:01.751	31 (13.) 3:09.559	32 (12.) 3:05.784		97						
13 76	Mario BARBOSA Mario BARBOSA	PRT Citroën DS3	33 (11.) 3:03.181	30 (14.) 3:12.873	29 (15.) 3:12.073		92						
14 87	Jean-Baptiste DUBOURG Jean-Baptiste Dubourg	FRA Citroën C4	31 (13.) 3:04.163	32 (12.) 3:08.765	28 (16.) 3:13.181		91						
15 99	Tord LINNÉRUD Volkswagen Team Sweden	NOR Volkswagen Polo	32 (12.) 3:03.478	28 (16.) 3:16.935	27 (17.) 3:15.397		87						
16 33	Liam DORAN SDRX	GBR Citroën DS3	28 (16.) 3:12.579	36 (8.) 3:07.049	22 (20.) DNF		86						
17 41	Joaquim SANTOS Bompiso Racing Team	PRT Ford Focus	27 (17.) 3:17.263	27 (17.) 3:25.394	26 (18.) 3:21.520		80						
18 92	Anton MARKLUND EKS	SWE Audi S1	22 (19.) DNF	22 (20.) DNF	34 (10.) 3:04.273		78						
19 31	Max PUCHER World RX Team Austria	AUT Ford Fiesta	26 (18.) 3:17.562	26 (18.) 3:36.101	25 (19.) 3:25.187		77						
20 77	René MÜNNICH ALL-INKL.COM Münnich Motorsport	DEU Audi S3	0 (20.) DNS	29 (15.) 3:16.077	22 (21.) DNF		51						
21 55	Alx DANIELSSON ALL-INKL.COM Münnich Motorsport	SWE Audi S3	0 (21.) DNS	0 (21.) DNS	30 (14.) 3:11.980		30						

21 drivers

These results are provisional until the conclusion of any judicial and technical inquiries.

Pista Internacional de Montalegre(945/1050)

Published at...	Clerk of the Course Antonio PUREZA 	Timekeeper Peter MAJOSHAZI 	
-----------------	---------------------------------------------------------------------------------------------------------------------------	---------------------------------------------------------------------------------------------------------------------	---------------------------------------------------------------------------------------

Printed: 4/26/2015 11:42:54 AM

Page 1 of 1

Supercar

SC - 12

Provisional Grid Sheet for Heat 4 (Right Pole)

P5	P4	P3	P2	POLE
Race 1				
		77	33	31
Race 2				
		41	99	87
Race 3				
76	55	15	7	42
Race 4				
92	57	45	4	17
Race 5				
1	10	3	13	21

R1

31 Max PUCHER AUT
33 Liam DORAN GBR
77 René MÜNNICH DEU

R2

87 Jean-Baptiste DUBOURG FRA
99 Tord LINNERUD NOR
41 Joaquim SANTOS PRT

R3

42 Timur TIMERZYANOV RUS
7 Manfred STOHL AUT
15 Reinis NITISS LVA
55 Alx DANIELSSON SWE
76 Mario BARBOSA PRT

R4

17 Davy JEANNEY FRA
4 Robin LARSSON SWE
45 Per Gunnar ANDERSSON SWE
57 Toomas HEIKKINEN FIN
92 Anton MARKLUND SWE

R5

21 Timmy HANSEN SWE
13 Andreas BAKKERUD NOR
3 Johan KRISTOFFERSSON SWE
10 Mattias EKSTRÖM SWE
1 Petter SOLBERG NOR

These results are provisional until the conclusion of any judicial and technical inquiries.

Pista Internacional de Montalegre(945/1050)

Published at...	Clerk of the Course Antonio PUREZA	Timekeeper Peter MAJOSHAZI	
-----------------	---------------------------------------	-------------------------------	--

Printed: 4/26/2015 11:42:20 AM

Page 1 of 1

Supercar

SC - 14




Result of Heat 4

Pos.	No.	Driver Competitor/Entrant	Nat. Car Ch.	Laps/Joker Race Nr.	Total Tm Notice	Diff	Lap1	Lap2	Lap3	Lap4	Pts.
1	1	Petter SOLBERG SDRX	NOR Citroën DS3	4 / 1 Race 5	2:45.089 -		<u>0:46.227</u>	0:39.765	0:39.207	0:39.890	50
2	10	Mattias EKSTRÖM EKS	SWE Audi S1	4 / 1 Race 5	2:45.919 -	0:00.830	<u>0:47.007</u>	0:39.532	0:39.572	0:39.808	45
3	3	Johan KRISTOFFERSSON Volkswagen Team Sweden	SWE Volkswagen Polo	4 / 1 Race 5	2:46.868 -	0:01.779	0:43.446	0:39.847	0:40.103	<u>0:43.472</u>	42
4	57	Toomas HEIKKINEN Marklund Motorsport	FIN Volkswagen Polo	4 / 1 Race 4	2:47.487 -	0:02.398	<u>0:47.025</u>	0:40.423	0:40.288	0:39.751	40
5	21	Timmy HANSEN Team Peugeot-Hansen	SWE Peugeot 208	4 / 1 Race 5	2:47.576 -	0:02.487	0:44.184	0:39.675	0:40.396	<u>0:43.321</u>	39
6	4	Robin LARSSON Robin Larsson	SWE Audi A1	4 / 1 Race 4	2:48.655 -	0:03.566	0:43.845	0:40.695	0:39.947	<u>0:44.168</u>	38
7	92	Anton MARKLUND EKS	SWE Audi S1	4 / 1 Race 4	2:49.308 -	0:04.219	<u>0:48.248</u>	0:39.934	0:40.482	0:40.644	37
8	45	Per Gunnar ANDERSSON Marklund Motorsport	SWE Volkswagen Polo	4 / 1 Race 4	2:49.647 -	0:04.558	0:45.368	<u>0:43.453</u>	0:40.275	0:40.551	36
9	15	Reinis NITISS OlsbergMSE AB	LVA Ford Fiesta ST	4 / 1 Race 3	2:49.650 -	0:04.561	0:44.385	0:40.853	0:40.365	<u>0:44.047</u>	35
10	33	Liam DORAN SDRX	GBR Citroën DS3	4 / 1 Race 1	2:50.391 -	0:05.302	0:44.248	0:40.870	<u>0:44.409</u>	0:40.864	34
11	17	Davy JEANNEY Team Peugeot-Hansen	FRA Peugeot 208	4 / 1 Race 4	2:50.422 -	0:05.333	0:44.672	0:40.746	0:40.447	<u>0:44.557</u>	33
12	99	Tord LINNERTUD Volkswagen Team Sweden	NOR Volkswagen Polo	4 / 1 Race 2	2:52.342 -	0:07.253	<u>0:48.451</u>	0:41.168	0:41.675	0:41.048	32
13	87	Jean-Baptiste DUBOURG Jean-Baptiste Dubourg	FRA Citroën C4	4 / 1 Race 2	2:53.334 -	0:08.245	0:45.418	0:41.185	<u>0:45.609</u>	0:41.122	31
14	7	Manfred STOHL World RX Team Austria	AUT Ford Fiesta	4 / 1 Race 3	2:53.414 -	0:08.325	0:44.911	0:40.659	<u>0:47.154</u>	0:40.690	30
15	76	Mario BARBOSA Mario BARBOSA	PRT Citroën DS3	4 / 1 Race 3	2:55.209 -	0:10.120	<u>0:49.087</u>	0:42.443	0:42.485	0:41.194	29
16	42	Timur TIMERZYANOV Namus OMSE	RUS Ford Fiesta	4 / 1 Race 3	2:55.631 -	0:10.542	<u>0:53.991</u>	0:40.789	0:40.197	0:40.654	28
17	77	René MÜNNICH ALL-INKL.COM Münnich Motorsport	DEU Audi S3	4 / 1 Race 1	2:58.322 -	0:13.233	<u>0:49.772</u>	0:43.928	0:42.385	0:42.237	27
18	13	Andreas BAKKERUD OlsbergMSE AB	NOR Ford Fiesta ST	4 / 2 Race 5	3:03.516 -	0:18.427	<u>1:00.385</u>	0:43.567	0:39.850	0:39.714	26
19	31	Max PUCHER World RX Team Austria	AUT Ford Fiesta	4 / 1 Race 1	3:06.168 -	0:21.079	0:49.256	0:44.094	<u>0:48.600</u>	0:44.218	25
20	41	Joaquim SANTOS Bompiso Racing Team	PRT Ford Focus	4 / 1 Race 2	3:06.189 -	0:21.100	<u>0:49.350</u>	0:47.713	0:44.135	0:44.991	24
DNF	55	Alx DANIELSSON ALL-INKL.COM Münnich Motorsport	SWE Audi S3	1 / 1 Race 3	- -	+3 LAP	<u>1:10.869</u>				22

#13 False start

These results are provisional until the conclusion of any judicial and technical inquires.

Pista Internacional de Montalegre(945/1050)

Published at...	Clerk of the Course Antonio PUREZA 	Timekeeper Peter MAJOSHAZI 	
-----------------	---------------------------------------------------------------------------------------------------------------------------	---------------------------------------------------------------------------------------------------------------------	---------------------------------------------------------------------------------------

Printed: 4/26/2015 12:44:27 PM

Page 1 of 1

Supercar

SC - 15




Intermediate Classification

Pos. No.	Driver Competitor/Entrant	Nat. Car	Heat 1	Heat 2	Heat 3	Heat 4	Heat Sum	Int. Pt.	SF1	SF2	Final	Ch. Pt.
1	1 Petter SOLBERG SDRX	NOR Citroën DS3	42 (3.) 2:57.527	50 (1.) 3:01.003	39 (5.) 2:59.735	50 (1.) 2:45.089	181	16				16
2	21 Timmy HANSEN Team Peugeot-Hansen	SWE Peugeot 208	45 (2.) 2:57.488	39 (5.) 3:03.391	50 (1.) 2:56.676	39 (5.) 2:47.576	173	15				15
3	13 Andreas BAKKERUD OlsbergMSE AB	NOR Ford Fiesta ST	50 (1.) 2:57.174	45 (2.) 3:01.626	45 (2.) 2:58.174	26 (18.) 3:03.516	166	14				14
4	3 Johan KRISTOFFERSSON Volkswagen Team Sweden	SWE Volkswagen Polo	30 (14.) 3:05.917	42 (3.) 3:01.959	42 (3.) 2:58.750	42 (3.) 2:46.868	156	13				13
5	10 Mattias EKSTRÖM EKS	SWE Audi S1	36 (8.) 3:00.641	34 (10.) 3:07.785	40 (4.) 2:59.101	45 (2.) 2:45.919	155	12				12
6	57 Toomas HEIKKINEN Marklund Motorsport	FIN Volkswagen Polo	39 (5.) 2:59.304	35 (9.) 3:07.675	35 (9.) 3:01.592	40 (4.) 2:47.487	149	11				11
7	45 Per Gunnar ANDERSSON Marklund Motorsport	SWE Volkswagen Polo	37 (7.) 3:00.302	40 (4.) 3:02.558	36 (8.) 3:01.509	36 (8.) 2:49.647	149	10				10
8	17 Davy JEANNEY Team Peugeot-Hansen	FRA Peugeot 208	29 (15.) 3:06.091	38 (6.) 3:04.276	38 (6.) 3:00.863	33 (11.) 2:50.422	138	9				9
9	4 Robin LARSSON Robin Larsson	SWE Audi A1	40 (4.) 2:58.564	22 (19.) DNF	37 (7.) 3:01.432	38 (6.) 2:48.655	137	8				8
10	42 Timur TIMERZYANOV Namus OMSE	RUS Ford Fiesta	38 (6.) 2:59.581	37 (7.) 3:06.621	33 (11.) 3:05.716	28 (16.) 2:55.631	136	7				7
11	15 Reinis NITISS OlsbergMSE AB	LVA Ford Fiesta ST	35 (9.) 3:01.060	33 (11.) 3:08.741	31 (13.) 3:08.977	35 (9.) 2:49.650	134	6				6
12	7 Manfred STOHL World RX Team Austria	AUT Ford Fiesta	34 (10.) 3:01.751	31 (13.) 3:09.559	32 (12.) 3:05.784	30 (14.) 2:53.414	127	5				5
13	87 Jean-Baptiste DUBOURG Jean-Baptiste Dubourg	FRA Citroën C4	31 (13.) 3:04.163	32 (12.) 3:08.765	28 (16.) 3:13.181	31 (13.) 2:53.334	122	4				4
14	76 Mario BARBOSA Mario BARBOSA	PRT Citroën DS3	33 (11.) 3:03.181	30 (14.) 3:12.873	29 (15.) 3:12.073	29 (15.) 2:55.209	121	3				3
15	33 Liam DORAN SDRX	GBR Citroën DS3	28 (16.) 3:12.579	36 (8.) 3:07.049	22 (20.) DNF	34 (10.) 2:50.391	120	2				2
16	99 Tord LINNERRUD Volkswagen Team Sweden	NOR Volkswagen Polo	32 (12.) 3:03.478	28 (16.) 3:16.935	27 (17.) 3:15.397	32 (12.) 2:52.342	119	1				1
17	92 Anton MARKLUND EKS	SWE Audi S1	22 (19.) DNF	22 (20.) DNF	34 (10.) 3:04.273	37 (7.) 2:49.308	115	0				0
18	41 Joaquim SANTOS Bompiso Racing Team	PRT Ford Focus	27 (17.) 3:17.263	27 (17.) 3:25.394	26 (18.) 3:21.520	24 (20.) 3:06.189	104	0				0
19	31 Max PUCHER World RX Team Austria	AUT Ford Fiesta	26 (18.) 3:17.562	26 (18.) 3:36.101	25 (19.) 3:25.187	25 (19.) 3:06.168	102	0				0
20	77 René MÜNNICH ALL-INKL.COM Münnich Motorsport	DEU Audi S3	0 (20.) DNS	29 (15.) 3:16.077	22 (21.) DNF	27 (17.) 2:58.322	78	0				0
21	55 Alx DANIELSSON ALL-INKL.COM Münnich Motorsport	SWE Audi S3	0 (21.) DNS	0 (21.) DNS	30 (14.) 3:11.980	22 (21.) DNF	52	0				0

21 drivers

These results are provisional until the conclusion of any judicial and technical inquires.

Pista Internacional de Montalegre(945/1050)

Published at...	Clerk of the Course Antonio PUREZA 	Timekeeper Peter MAJOSHAZI 	
-----------------	---------------------------------------------------------------------------------------------------------------------------	---------------------------------------------------------------------------------------------------------------------	---------------------------------------------------------------------------------------

Printed: 4/26/2015 12:45:16 PM

Page 1 of 2

Supercar



SC - 15

Intermediate Classification

-

These results are provisional until the conclusion of any judicial and technical inquires.

Pista Internacional de Montalegre(945/1050)

Published at...	Clerk of the Course Antonio PUREZA 	Timekeeper Peter MAJOSHAZI 	
-----------------	---------------------------------------------------------------------------------------------------------------------------	---------------------------------------------------------------------------------------------------------------------	---------------------------------------------------------------------------------------

Printed: 4/26/2015 12:45:16 PM

Page 2 of 2

Supercar

SC - 16

Provisional Grid for Semi-Finals
Semi-Final 1
Row 1

1	Petter SOLBERG SDRX	NOR	Citroën DS3 Supercar
13	Andreas BAKKERUD OlsbergMSE AB	NOR	Ford Fiesta ST Supercar

Sporting Regulation 15.6.3 : If a driver is unable to take his place in a Semi-Final, he will be substituted by the next qualifier (the highest placed driver in the intermediate classification not already in the Semi-Finals). Any such substitute(s) will take the last place(s) on the grid with those ahead of them moving up to fill the place left by the non-starter(s).

Row 2

10	Mattias EKSTRÖM EKS	SWE	Audi S1 Supercar
45	Per Gunnar ANDERSSON Marklund Motorsport	SWE	Volkswagen Polo Supercar

Row 3

4	Robin LARSSON Robin Larsson	SWE	Audi A1 Supercar
15	Reinis NITISS OlsbergMSE AB	LVA	Ford Fiesta ST Supercar

Semi-Final 2
Row 1

21	Timmy HANSEN Team Peugeot-Hansen	SWE	Peugeot 208 Supercar
3	Johan KRISTOFFERSSON Volkswagen Team Sweden	SWE	Volkswagen Polo Supercar

Row 2

57	Toomas HEIKKINEN Marklund Motorsport	FIN	Volkswagen Polo Supercar
17	Davy JEANNEY Team Peugeot-Hansen	FRA	Peugeot 208 Supercar

Row 3

42	Timur TIMERZYANOV Namus OMSE	RUS	Ford Fiesta Supercar
7	Manfred STOHL World RX Team Austria	AUT	Ford Fiesta Supercar

Next qualifier (13-)

13	87 Jean-Baptiste DUBOURG	FRA
14	76 Mario BARBOSA	PRT
15	33 Liam DORAN	GBR
16	99 Tord LINNÉRUD	NOR
17	92 Anton MARKLUND	SWE
18	41 Joaquim SANTOS	PRT
19	31 Max PUCHER	AUT
20	77 René MÜNNICH	DEU

These results are provisional until the conclusion of any judicial and technical inquiries.

Pista Internacional de Montalegre(945/1050)

Published at...	Clerk of the Course Antonio PUREZA 	Timekeeper Peter MAJOSHAZI 	
-----------------	---------------------------------------------------------------------------------------------------------------------------	---------------------------------------------------------------------------------------------------------------------	---------------------------------------------------------------------------------------

Printed: 4/26/2015 12:55:20 PM

Page 1 of 1

Results of Semi-finals
Semi-final 1




Pos.	No.	Driver Competitor/Entrant	Nat.	Car	Laps	Total Tm Notice	Diff	JL	Lap1 Lap5	Lap 2 Lap 6	Lap3 Lap7	Lap4 Lap8	Ch. Pt.
1	1	Petter SOLBERG SDRX	NOR	Citroën DS3	6	4:27.548	-	1	0:47.267 0:42.533	0:44.498 0:46.180	0:43.521	0:43.549	6
2	13	Andreas BAKKERUD OlsbergMSE AB	NOR	Ford Fiesta ST	6	4:28.078	0:00.530	1	0:51.299 0:42.870	0:44.023 0:43.130	0:43.539	0:43.217	5
3	45	Per Gunnar ANDERSSON Marklund Motorsport	SWE	Volkswagen Polo	6	4:29.784	0:02.236	1	0:51.748 0:42.987	0:44.109 0:44.368	0:43.430	0:43.142	4
4	10	Mattias EKSTRÖM EKS	SWE	Audi S1	6	4:30.140	0:02.592	1	0:48.147 0:43.132	0:44.777 0:46.292	0:44.121	0:43.671	3
5	15	Reinis NITISS OlsbergMSE AB	LVA	Ford Fiesta ST	6	4:31.716	0:04.168	1	0:48.787 0:46.827	0:44.618 0:43.499	0:44.227	0:43.758	2
6	4	Robin LARSSON Robin Larsson	SWE	Audi A1	6	4:32.154	0:04.606	1	0:52.332 0:43.835	0:44.246 0:44.497	0:43.814	0:43.430	1

Semi-final 2

Pos.	No.	Driver Competitor/Entrant	Nat.	Car	Laps	Total Tm Notice	Diff	JL	Lap1 Lap5	Lap 2 Lap 6	Lap3 Lap7	Lap4 Lap8	Ch. Pt.
1	3	Johan KRISTOFFERSSON Volkswagen Team Sweden	SWE	Volkswagen Polo	6	4:21.081	-	1	0:46.576 0:45.627	0:42.202 0:42.643	0:42.124	0:41.909	6
2	21	Timmy HANSEN Team Peugeot-Hansen	SWE	Peugeot 208	6	4:22.002	0:00.921	1	0:47.380 0:43.028	0:42.484 0:42.184	0:41.690	0:45.236	5
3	17	Davy JEANNEY Team Peugeot-Hansen	FRA	Peugeot 208	6	4:24.329	0:03.248	1	0:50.996 0:42.691	0:42.959 0:42.538	0:42.655	0:42.490	4
4	57	Toomas HEIKKINEN Marklund Motorsport	FIN	Volkswagen Polo	6	4:26.386	0:05.305	1	0:50.270 0:42.735	0:43.181 0:43.607	0:42.784	0:43.809	3
5	42	Timur TIMERZYANOV Namus OMSE	RUS	Ford Fiesta	6	4:28.605	0:07.524	1	0:48.411 0:47.398	0:42.947 0:43.456	0:42.761	0:43.632	2
6	7	Manfred STOHL World RX Team Austria	AUT	Ford Fiesta	6	4:29.593	0:08.512	1	0:51.909 0:43.388	0:44.053 0:43.840	0:42.900	0:43.503	1

These results are provisional until the conclusion of any judicial and technical inquires.

Pista Internacional de Montalegre(945/1050)

Published at...	Clerk of the Course Antonio PUREZA 	Timekeeper Peter MAJOSHAZI 	
-----------------	---------------------------------------------------------------------------------------------------------------------------	---------------------------------------------------------------------------------------------------------------------	---------------------------------------------------------------------------------------

Printed: 4/26/2015 3:22:47 PM

Page 1 of 1

Provisional Grid for-Final

Final

Row 1

1	Petter SOLBERG SDRX	NOR	Citröen DS3 Supercar
3	Johan KRISTOFFERSSON Volkswagen Team Sweden	SWE	Volkswagen Polo Supercar

Row 2

21	Timmy HANSEN Team Peugeot-Hansen	SWE	Peugeot 208 Supercar
13	Andreas BAKKERUD OlsbergMSE AB	NOR	Ford Fiesta ST Supercar

Row 3

45	Per Gunnar ANDERSSON Marklund Motorsport	SWE	Volkswagen Polo Supercar
17	Davy JEANNEY Team Peugeot-Hansen	FRA	Peugeot 208 Supercar

Sporting Regulation 15.6.4 : If a driver is unable to take his place in the Final, he will be substituted by the next qualifier (the Semi-finalist with the highest points score in the event who is not already in the Final).

-
-

Next qualifier (7-)

10	Mattias EKSTRÖM	SWE	15
57	Toomas HEIKKINEN	FIN	14
42	Timur TIMERZYANOV	RUS	9
4	Robin LARSSON	SWE	9
15	Reinis NITISS	LVA	8
7	Manfred STOHL	AUT	6

These results are provisional until the conclusion of any judicial and technical inquiries.

Pista Internacional de Montalegre(945/1050)

Published at...	Clerk of the Course Antonio PUREZA 	Timekeeper Peter MAJOSHAZI 	
-----------------	---------------------------------------------------------------------------------------------------------------------------	---------------------------------------------------------------------------------------------------------------------	---------------------------------------------------------------------------------------

Supercar


SC - 17

Result of Final

Pos.	No.	Driver Competitor/Entrant	Nat.	Car	Laps	Total Tm	Diff	JL	Lap1 Lap5	Lap 2 Lap 6	Lap3 Lap7	Lap4 Lap8	Ch. Pt.
1	3	Johan KRISTOFFERSSON Volkswagen Team Sweden	SWE	Volkswagen Polo	6	4:34.242		1	<u>0:52.044</u> 0:44.279	0:44.527 0:44.405	0:44.648	0:44.339	8
2	1	Petter SOLBERG SDRX	NOR	Citröen DS3	6	4:38.032	0:03.790	1	0:49.682 0:45.228	0:45.254 0:44.597	0:44.271	<u>0:49.000</u>	5
3	21	Timmy HANSEN Team Peugeot-Hansen	SWE	Peugeot 208	6	4:45.929	0:11.687	1	0:51.144 0:46.319	0:44.571 0:46.436	<u>0:50.211</u>	0:47.248	4
4	17	Davy JEANNEY Team Peugeot-Hansen	FRA	Peugeot 208	6	4:47.167	0:12.925	1	<u>0:55.253</u> 0:46.642	0:46.907 0:47.052	0:45.807	0:45.506	3
5	13	Andreas BAKKERUD OlsbergMSE AB	NOR	Ford Fiesta ST	6	4:51.232	0:16.990	1	<u>0:54.861</u> 0:46.549	0:48.563 0:46.141	0:46.045	0:49.073	2
6	45	Per Gunnar ANDERSSON Marklund Motorsport	SWE	Volkswagen Polo	5	4:29.183	+1 LAP	1	<u>0:53.962</u> 1:03.815	0:45.322	0:46.016	1:00.068	1

These results are provisional until the conclusion of any judicial and technical inquiries.

Pista Internacional de Montalegre(945/1050)

Published at...	Clerk of the Course Antonio PUREZA 	Timekeeper Peter MAJOSHAZI 	
-----------------	---------------------------------------------------------------------------------------------------------------------------	---------------------------------------------------------------------------------------------------------------------	---------------------------------------------------------------------------------------

Printed: 4/26/2015 3:51:05 PM

Page 1 of 1

Supercar
Official results

Pos. No.	Driver Competitor/Entrant	Nat. Car	Heat 1	Heat 2	Heat 3	Heat 4	Heat Sum	Int. Pt.	SF1	SF2	Final	Ch. Pt.
1 3	Johan KRISTOFFERSSON Volkswagen Team Sweden	SWE Volkswagen Polo	30 (14.) 3:05.917	42 (3.) 3:01.959	42 (3.) 2:58.750	42 (3.) 2:46.868	156	13		6 (1.) 4:21.081	8 (1.) 4:34.242	27
2 1	Petter SOLBERG SDRX	NOR Citröen DS3	42 (3.) 2:57.527	50 (1.) 3:01.003	39 (5.) 2:59.735	50 (1.) 2:45.089	181	16	6 (1.) 4:27.548		5 (2.) 4:38.032	27
3 21	Timmy HANSEN Team Peugeot-Hansen	SWE Peugeot 208	45 (2.) 2:57.488	39 (5.) 3:03.391	50 (1.) 2:56.676	39 (5.) 2:47.576	173	15		5 (2.) 4:22.002	4 (3.) 4:45.929	24
4 17	Davy JEANNEY Team Peugeot-Hansen	FRA Peugeot 208	29 (15.) 3:06.091	38 (6.) 3:04.276	38 (6.) 3:00.863	33 (11.) 2:50.422	138	9		4 (3.) 4:24.329	3 (4.) 4:47.167	16
5 13	Andreas BAKKERUD OlsbergMSE AB	NOR Ford Fiesta ST	50 (1.) 2:57.174	45 (2.) 3:01.626	45 (2.) 2:58.174	26 (18.) 3:03.516	166	14	5 (2.) 4:28.078		2 (5.) 4:51.232	21
6 45	Per Gunnar ANDERSSON Marklund Motorsport	SWE Volkswagen Polo	37 (7.) 3:00.302	40 (4.) 3:02.558	36 (8.) 3:01.509	36 (8.) 2:49.647	149	10	4 (3.) 4:29.784		1 (6.) +1 LAP	15
7 10	Mattias EKSTRÖM EKS	SWE Audi S1	36 (8.) 3:00.641	34 (10.) 3:07.785	40 (4.) 2:59.101	45 (2.) 2:45.919	155	12	3 (4.) 4:30.140			15
8 57	Toomas HEIKKINEN Marklund Motorsport	FIN Volkswagen Polo	39 (5.) 2:59.304	35 (9.) 3:07.675	35 (9.) 3:01.592	40 (4.) 2:47.487	149	11		3 (4.) 4:26.386		14
9 4	Robin LARSSON Robin Larsson	SWE Audi A1	40 (4.) 2:58.564	22 (19.) DNF	37 (7.) 3:01.432	38 (6.) 2:48.655	137	8	1 (6.) 4:32.154			9
10 42	Timur TIMERZYANOV Namus OMSE	RUS Ford Fiesta	38 (6.) 2:59.581	37 (7.) 3:06.621	33 (11.) 3:05.716	28 (16.) 2:55.631	136	7		2 (5.) 4:28.605		9
11 15	Reinis NITISS OlsbergMSE AB	LVA Ford Fiesta ST	35 (9.) 3:01.060	33 (11.) 3:08.741	31 (13.) 3:08.977	35 (9.) 2:49.650	134	6	2 (5.) 4:31.716			8
12 7	Manfred STOHL World RX Team Austria	AUT Ford Fiesta	34 (10.) 3:01.751	31 (13.) 3:09.559	32 (12.) 3:05.784	30 (14.) 2:53.414	127	5		1 (6.) 4:29.593		6
13 87	Jean-Baptiste DUBOURG Jean-Baptiste Dubourg	FRA Citröen C4	31 (13.) 3:04.163	32 (12.) 3:08.765	28 (16.) 3:13.181	31 (13.) 2:53.334	122	4				4
14 76	Mario BARBOSA Mario BARBOSA	PRT Citröen DS3	33 (11.) 3:03.181	30 (14.) 3:12.873	29 (15.) 3:12.073	29 (15.) 2:55.209	121	3				3
15 33	Liam DORAN SDRX	GBR Citröen DS3	28 (16.) 3:12.579	36 (8.) 3:07.049	22 (20.) DNF	34 (10.) 2:50.391	120	2				2
16 99	Tord LINNERRUD Volkswagen Team Sweden	NOR Volkswagen Polo	32 (12.) 3:03.478	28 (16.) 3:16.935	27 (17.) 3:15.397	32 (12.) 2:52.342	119	1				1
17 92	Anton MARKLUND EKS	SWE Audi S1	22 (19.) DNF	22 (20.) DNF	34 (10.) 3:04.273	37 (7.) 2:49.308	115	0				0
18 41	Joaquim SANTOS Bompiso Racing Team	PRT Ford Focus	27 (17.) 3:17.263	27 (17.) 3:25.394	26 (18.) 3:21.520	24 (20.) 3:06.189	104	0				0
19 31	Max PUCHER World RX Team Austria	AUT Ford Fiesta	26 (18.) 3:17.562	26 (18.) 3:36.101	25 (19.) 3:25.187	25 (19.) 3:06.168	102	0				0
20 77	René MÜNNICH ALL-INKL.COM Münnich Motorsport	DEU Audi S3	0 (20.) DNS	29 (15.) 3:16.077	22 (21.) DNF	27 (17.) 2:58.322	78	0				0
21 55	Alx DANIELSSON ALL-INKL.COM Münnich Motorsport	SWE Audi S3	0 (21.) DNS	0 (21.) DNS	30 (14.) 3:11.980	22 (21.) DNF	52	0				0

Pista Internacional de Montalegre(945/1050)

Published at...	Steward Ludek KOPECKY	Steward Liliane NOTERMANS	Steward Victor SOUSA	
-----------------	--------------------------	------------------------------	-------------------------	---------------------------------------------------------------------------------------

Supercar

Provisional Championship standing WorldRX

Pos.	No.	Driver	Nat.	Car	Rd1 POR	Rd2 GBR	Rd3 NOR	Rd4 FIN	Rd5 SWE	Rd6 BEL	Rd7 CAN	Rd8 FRA	Rd9 GER	Rd10 ITA	Rd11 TUR	Rd12 ARG	Pen.	Ch. Pt
1	3	Johan KRISTOFFERSSON	SWE	Volkswagen Polo	27													27
2	1	Petter SOLBERG	NOR	Citröen DS3	27													27
3	21	Timmy HANSEN	SWE	Peugeot 208	24													24
4	13	Andreas BAKKERUD	NOR	Ford Fiesta ST	21													21
5	17	Davy JEANNEY	FRA	Peugeot 208	16													16
7	45	Per Gunnar ANDERSSON	SWE	Volkswagen Polo	15													15
6	10	Mattias EKSTRÖM	SWE	Audi S1	15													15
8	57	Toomas HEIKKINEN	FIN	Volkswagen Polo	14													14
10	42	Timur TIMERZYANOV	RUS	Ford Fiesta	9													9
9	4	Robin LARSSON	SWE	Audi A1	9													9
11	15	Reinis NITISS	LVA	Ford Fiesta ST	8													8
12	7	Manfred STOHL	AUT	Ford Fiesta	6													6
13	87	Jean-Baptiste DUBOURG	FRA	Citröen C4	4													4
14	76	Mario BARBOSA	PRT	Citröen DS3	3													3
15	33	Liam DORAN	GBR	Citröen DS3	2													2
16	99	Tord LINNERUD	NOR	Volkswagen Polo	1													1
17	92	Anton MARKLUND	SWE	Audi S1	0													0
20	77	René MÜNNICH	DEU	Audi S3	0													0
21	55	Alx DANIELSSON	SWE	Audi S3	0													0
18	41	Joaquim SANTOS	PRT	Ford Focus	0													0
19	31	Max PUCHER	AUT	Ford Fiesta	0													0

Pista Internacional de Montalegre(945/1050)

Supercar

Provisional Championship standing WorldRX Team

Pos.	Team	Nat.	Rd1 POR	Rd2 GBR	Rd3 NOR	Rd4 FIN	Rd5 SWE	Rd6 BEL	Rd7 CAN	Rd8 FRA	Rd9 GER	Rd10 ITA	Rd11 TUR	Rd12 ARG	Penalty	Ch. Pt
1	Team Peugeot-Hansen	SWE	40													40
2	Marklund Motorsport	SWE	29													29
3	OlsbergMSE AB	SWE	29													29
4	SDRX	SWE	29													29
5	Volkswagen Team Sweden	SWE	28													28
6	EKS	SWE	15													15
7	World RX Team Austria	AUT	6													6
8	ALL-INKL.COM Münnich Motorsport	DEU	0													0

Pista Internacional de Montalegre(945/1050)

RX Lites
List of starters

No.	Driver	Nat.	Competitor/Entrant	Car	Licence	Competitor Lic.	Ch.
1	7 Krzysztof HOLOWCZYC	POL	LOTTO TEAM	RXLites	BC 0050	S 017	
2	8 Simon WÅGÖ SYVERSEN	NOR	SET Promotion	RXLites	IRC 39478	50030444	
3	39 Kevin ERIKSSON	SWE	OlsbergsMSE	RXLites	199607160539	136	
4	51 Sandra HULTGREN	SWE	OlsbergsMSE	RXLites	199212060025	136	
5	52 Simon OLOFSSON	SWE	Simon Olofsson	RXLites	199502228993	199502228993	
6	69 Martin KACZMARSKI	POL	LOTTO TEAM	RXLites	BC 0066	S 017	
7	71 Kevin HANSEN	SWE	Peugeot Red Bull Hansen Junior Team	RXLites	199805280659	563	
8	77 Tobias BRINK	SWE	Brink Motorsport	RXLites	198903084153	616	
9	98 Oliver ERIKSSON	SWE	OlsbergsMSE	RXLites	199812273754	136	
10	99 Joachim HVAAL	NOR	JC Teknik	RXLites	IRAC 33320	329	

10 drivers

-
-

These results are provisional until the conclusion of any judicial and technical inquiries.

Pista Internacional de Montalegre(945/1050)

Published at...	Clerk of the Course Antonio PUREZA 	Timekeeper Peter MAJOSHAZI 	
-----------------	---------------------------------------------------------------------------------------------------------------------------	---------------------------------------------------------------------------------------------------------------------	---------------------------------------------------------------------------------------

Printed: 4/25/2015 9:34:24 AM

Page 1 of 1

RX Lites
Free Practice 1 Lap Times

Pos.	No.	Driver Competitor/Entrant	Nat.	Car Ch.	Best lap	Diff	Laps	Lap1 Lap5 Lap9 Lap13 Lap17 Lap21	Lap 2 Lap 6 Lap10 Lap14 Lap18 Lap22	Lap3 Lap7 Lap11 Lap15 Lap19 Lap23	Lap4 Lap8 Lap12 Lap16 Lap20 Lap24
1	39	Kevin ERIKSSON OlsbergsMSE	SWE	RXLites	0:43.219		19	0:49.195 3:12.731 0:45.130 0:46.486 0:43.219	0:47.138 0:47.430 5:35.453 0:43.708 0:47.111	0:43.979 0:43.841 0:46.605 6:47.170 0:43.264	0:43.851 0:47.301 0:44.532 0:46.049
2	98	Oliver ERIKSSON OlsbergsMSE	SWE	RXLites	0:43.567	0:00.348	17	0:50.426 9:07.386 0:44.612 0:43.567 1:47.023	0:50.000 0:45.525 9:13.054 0:46.753	0:46.302 0:45.090 0:44.977 8:43.506	0:45.210 0:44.459 0:44.907 0:46.750
3	71	Kevin HANSEN Peugeot Red Bull Hansen Junior Team	SWE	RXLites	0:43.772	0:00.553	9	0:46.520 9:15.917 0:43.772	0:49.745 0:48.117	0:44.815 0:47.874	0:44.208 0:44.186
4	7	Krzysztof HOLOWCZYC LOTTO TEAM	POL	RXLites	0:44.102	0:00.883	24	0:48.074 9:23.694 0:44.682 0:47.925 0:44.467 0:45.760	0:46.402 0:45.243 5:33.286 0:45.918 0:47.072 0:48.208	0:45.294 0:45.726 0:46.385 6:36.214 0:44.102 0:44.676	0:48.715 0:47.383 0:47.037 0:45.667 9:17.145 0:44.529
5	77	Tobias BRINK Brink Motorsport	SWE	RXLites	0:44.270	0:01.051	28	0:51.635 3:37.100 0:48.903 0:45.470 0:45.231 1:54.356	0:48.252 0:48.972 9:02.560 0:44.805 0:47.899 0:46.455	0:50.081 0:46.782 0:45.700 9:13.678 0:44.270 0:46.239	0:47.458 0:45.990 0:48.432 0:44.812 8:36.928 6:49.817
6	99	Joachim HVAAL JC Teknik	NOR	RXLites	0:44.501	0:01.282	29	0:50.058 9:09.228 0:44.501 0:45.476 0:45.622 0:48.809	0:48.398 0:47.260 3:38.385 0:47.149 0:45.334 0:46.503	0:50.557 0:45.600 0:48.010 9:02.145 0:47.253 0:49.574	0:47.391 0:47.467 0:45.210 0:48.672 8:33.079 0:56.596
7	51	Sandra HULTGREN OlsbergsMSE	SWE	RXLites	0:44.565	0:01.346	19	0:48.398 9:04.764 0:44.565 0:45.172 0:47.021	0:49.765 0:49.118 9:07.177 0:44.866 0:51.087	0:45.761 0:46.122 0:48.645 8:38.740 0:47.028	0:48.638 0:45.600 0:46.428 0:47.207
8	69	Martin KACZMARSKI LOTTO TEAM	POL	RXLites	0:44.688	0:01.469	24	0:48.493 3:14.276 0:45.838 0:45.403 0:44.688 0:46.045	0:47.809 0:46.245 5:12.867 0:45.331 0:48.152 0:48.209	0:46.486 0:44.908 0:51.294 6:37.521 0:45.682 0:44.768	0:48.597 0:46.981 0:46.721 0:45.081 9:24.083 0:45.062

These results are provisional until the conclusion of any judicial and technical inquiries.

Pista Internacional de Montalegre(945/1050)

Published at...	Clerk of the Course Antonio PUREZA 	Timekeeper Peter MAJOSHAZI 	
-----------------	---------------------------------------------------------------------------------------------------------------------------	---------------------------------------------------------------------------------------------------------------------	---------------------------------------------------------------------------------------

Printed: 4/25/2015 2:04:38 PM

Page 1 of 2



RX LITES CUP_

25-26 APRIL // MONTALEGRE_ BOMPISO RALLYCROSS OF PORTUGAL_

RX Lites

Free Practice 1 Lap Times

Pos.	No.	Driver Competitor/Entrant	Nat.	Car Ch.	Best lap	Diff	Laps	Lap1 Lap5 Lap9 Lap13 Lap17 Lap21	Lap 2 Lap 6 Lap10 Lap14 Lap18 Lap22	Lap3 Lap7 Lap11 Lap15 Lap19 Lap23	Lap4 Lap8 Lap12 Lap16 Lap20 Lap24
9	8	Simon WAGÖ SYVERSEN SET Promotion	NOR	RXLites	0:44.749	0:01.530	24	0:49.595 9:33.016 0:45.866 0:45.328 0:45.357 0:48.150	0:47.920 0:49.999 3:21.311 0:49.009 0:44.749 0:45.461	0:52.532 0:45.510 0:45.679 4:28.918 0:48.892 0:45.615	0:46.971 0:48.531 0:45.115 0:46.178 7:36.582 0:45.319
10	52	Simon OLOFSSON Simon Olofsson	SWE	RXLites	0:45.154	0:01.935	19	0:49.622 9:21.320 0:45.566 0:45.876 0:49.075	0:47.330 0:47.462 5:29.655 0:47.208 0:45.154	0:49.961 0:46.726 0:46.080 8:48.222 0:47.429	0:46.183 0:49.013 0:49.152 0:45.846

Total:10 Drivers included DNS: 0 ,DNF: 0 ,EXC: 0

These results are provisional until the conclusion of any judicial and technical inquiries.

Pista Internacional de Montalegre(945/1050)

Published at...	Clerk of the Course Antonio PUREZA	Timekeeper Peter MAJOSHAZI	
-----------------	---------------------------------------	-------------------------------	--

Printed: 4/25/2015 2:04:38 PM

Page 2 of 2



RX Lites

Provisional Grid Sheet for Heat 1 by the draw (Right Pole)

P5	P4	P3	P2	POLE
----	----	----	----	------

Race 1

52	71	39	51	77
----	----	----	----	----

R1

77	Tobias BRINK	SWE
51	Sandra HULTGREN	SWE
39	Kevin ERIKSSON	SWE
71	Kevin HANSEN	SWE
52	Simon OLOFSSON	SWE

Race 2

69	98	7	99	8
----	----	---	----	---

R2

8	Simon WÅGÖ SYVERSEN	NOR
99	Joachim HVAAL	NOR
7	Krzysztof HOLOWCZYC	POL
98	Oliver ERIKSSON	SWE
69	Martin KACZMARSKI	POL

These results are provisional until the conclusion of any judicial and technical inquiries.

Pista Internacional de Montalegre(945/1050)

Published at...	Clerk of the Course Antonio PUREZA 	Timekeeper Peter MAJOSHAZI 	
-----------------	---------------------------------------------------------------------------------------------------------------------------	---------------------------------------------------------------------------------------------------------------------	---------------------------------------------------------------------------------------

Printed: 4/25/2015 9:34:49 AM




Page 1 of 1

RX Lites
Result of Heat 1

Pos.	No.	Driver Competitor/Entrant	Nat. Car Ch.	Laps/Joker Race Nr.	Total Tm Notice	Diff	Lap1	Lap2	Lap3	Lap4	Pts.
1	39	Kevin ERIKSSON OlsbergsMSE	SWE RXLites	4 / 1 Race 1	3:02.562 -		0:48.411	0:43.935	0:43.490	<u>0:46.726</u>	50
2	71	Kevin HANSEN Peugeot Red Bull Hansen Junior Team	SWE RXLites	4 / 1 Race 1	3:03.988 -	0:01.426	<u>0:51.430</u>	0:44.065	0:44.033	0:44.460	45
3	77	Tobias BRINK Brink Motorsport	SWE RXLites	4 / 1 Race 1	3:05.616 -	0:03.054	0:49.729	0:43.960	0:44.113	<u>0:47.814</u>	42
4	7	Krzysztof HOLOWCZYC LOTTO TEAM	POL RXLites	4 / 1 Race 2	3:08.838 -	0:06.276	0:50.230	0:45.208	0:45.143	<u>0:48.257</u>	40
5	98	Oliver ERIKSSON OlsbergsMSE	SWE RXLites	4 / 1 Race 2	3:09.318 -	0:06.756	0:49.619	0:46.798	<u>0:47.884</u>	0:45.017	39
6	51	Sandra HULTGREN OlsbergsMSE	SWE RXLites	4 / 1 Race 1	3:09.369 -	0:06.807	<u>0:53.744</u>	0:45.430	0:44.196	0:45.999	38
7	8	Simon WÄGÖ SYVERSEN SET Promotion	NOR RXLites	4 / 1 Race 2	3:10.007 -	0:07.445	0:51.855	0:45.667	0:44.551	<u>0:47.934</u>	37
8	52	Simon OLOFSSON Simon Olofsson	SWE RXLites	4 / 1 Race 1	3:10.298 -	0:07.736	<u>0:53.157</u>	0:47.081	0:45.277	0:44.783	36
9	99	Joachim HVAAL JC Teknik	NOR RXLites	4 / 1 Race 2	3:11.781 -	0:09.219	<u>0:54.610</u>	0:46.086	0:45.677	0:45.408	35
10	69	Martin KACZMARSKI LOTTO TEAM	POL RXLites	4 / 1 Race 2	3:13.316 -	0:10.754	<u>0:55.501</u>	0:46.179	0:46.033	0:45.603	34

These results are provisional until the conclusion of any judicial and technical inquires.

Pista Internacional de Montalegre(945/1050)

Published at...	Clerk of the Course Antonio PUREZA 	Timekeeper Peter MAJOSHAZI 	
-----------------	---------------------------------------------------------------------------------------------------------------------------	---------------------------------------------------------------------------------------------------------------------	---------------------------------------------------------------------------------------

Printed: 4/25/2015 2:37:18 PM

Page 1 of 1

RX Lites

Provisional Grid Sheet for Heat 2 (Right Pole)

P5	P4	P3	P2	POLE
----	----	----	----	-------------

Race 1

69	99	52	8	51
----	----	----	---	----

R1

Race 2

98	7	77	71	39
----	---	----	----	----

R2

51 Sandra HULTGREN SWE
8 Simon WÅGØ SYVERSEN NOR
52 Simon OLOFSSON SWE
99 Joachim HVAAL NOR
69 Martin KACZMARSKI POL

39 Kevin ERIKSSON SWE
71 Kevin HANSEN SWE
77 Tobias BRINK SWE
7 Krzysztof HOLOWCZYK POL
98 Oliver ERIKSSON SWE

These results are provisional until the conclusion of any judicial and technical inquires.

Pista Internacional de Montalegre(945/1050)

Published at...	Clerk of the Course Antonio PUREZA 	Timekeeper Peter MAJOSHAZI 	
-----------------	---------------------------------------------------------------------------------------------------------------------------	---------------------------------------------------------------------------------------------------------------------	---------------------------------------------------------------------------------------

Printed: 4/25/2015 2:38:00 PM




Page 1 of 1

RX Lites
Result of Heat 2

Pos.	No.	Driver Competitor/Entrant	Nat. Car Ch.	Laps/Joker Race Nr.	Total Tm Notice	Diff	Lap1	Lap2	Lap3	Lap4	Pts.
1	39	Kevin ERIKSSON OlsbergsMSE	SWE RXLites	4 / 1 Race 2	3:11.896 -		0:51.666	0:46.067	0:45.814	<u>0:48.349</u>	50
2	98	Oliver ERIKSSON OlsbergsMSE	SWE RXLites	4 / 1 Race 2	3:17.029 -	0:05.133	<u>0:57.063</u>	0:47.794	0:46.757	0:45.415	45
3	77	Tobias BRINK Brink Motorsport	SWE RXLites	4 / 1 Race 2	3:20.871 -	0:08.975	<u>0:55.001</u>	0:49.497	0:49.003	0:47.370	42
4	8	Simon WÅGØ SYVERSEN SET Promotion	NOR RXLites	4 / 1 Race 1	3:22.115 -	0:10.219	0:54.681	0:48.153	<u>0:51.480</u>	0:47.801	40
5	99	Joachim HVAAL JC Teknik	NOR RXLites	4 / 1 Race 1	3:24.468 -	0:12.572	<u>0:56.860</u>	0:49.963	0:49.159	0:48.486	39
6	7	Krzysztof HOLOWCZYK LOTTO TEAM	POL RXLites	4 / 1 Race 2	3:24.712 -	0:12.816	0:55.514	<u>0:53.002</u>	0:48.586	0:47.610	38
7	52	Simon OLOFSSON Simon Olofsson	SWE RXLites	4 / 1 Race 1	3:25.312 -	0:13.416	<u>0:57.748</u>	0:49.212	0:50.518	0:47.834	37
8	51	Sandra HULTGREN OlsbergsMSE	SWE RXLites	4 / 1 Race 1	3:26.264 -	0:14.368	0:56.481	<u>0:52.443</u>	0:49.535	0:47.805	36
9	71	Kevin HANSEN Peugeot Red Bull Hansen Junior Team	SWE RXLites	4 / 1 Race 2	4:06.585 -	0:54.689	0:56.761	<u>1:06.838</u>	0:55.337	1:07.649	35
DNS	69	Martin KACZMARSKI LOTTO TEAM	POL RXLites	0 / 0 Race 1	- -	-					0

These results are provisional until the conclusion of any judicial and technical inquires.

Pista Internacional de Montalegre(945/1050)

Published at...	Clerk of the Course Antonio PUREZA 	Timekeeper Peter MAJOSHAZI 	
-----------------	---------------------------------------------------------------------------------------------------------------------------	---------------------------------------------------------------------------------------------------------------------	---------------------------------------------------------------------------------------

Printed: 4/25/2015 4:21:04 PM

Page 1 of 1

RX Lites

Result after Heat 2

Pos. No.	Driver Competitor/Entrant	Nat. Car Ch.	Heat 1	Heat 2	Heat 3	Heat 4	Heat Sum	Int. Pt.	SF1	SF2	Final	Ch. Pt.	Ch Sum
1 39	Kevin ERIKSSON OlsbergsMSE	SWE RXLites	50 (1.) 3:02.562	50 (1.) 3:11.896			100						
2 98	Oliver ERIKSSON OlsbergsMSE	SWE RXLites	39 (5.) 3:09.318	45 (2.) 3:17.029			84						
3 77	Tobias BRINK Brink Motorsport	SWE RXLites	42 (3.) 3:05.616	42 (3.) 3:20.871			84						
4 71	Kevin HANSEN Peugeot Red Bull Hansen Junior Team	SWE RXLites	45 (2.) 3:03.988	35 (9.) 4:06.585			80						
5 7	Krzysztof HOLOWCZYC LOTTO TEAM	POL RXLites	40 (4.) 3:08.838	38 (6.) 3:24.712			78						
6 8	Simon WÄGÖ SYVERSEN SET Promotion	NOR RXLites	37 (7.) 3:10.007	40 (4.) 3:22.115			77						
7 99	Joachim HVAAL JC Teknik	NOR RXLites	35 (9.) 3:11.781	39 (5.) 3:24.468			74						
8 51	Sandra HULTGREN OlsbergsMSE	SWE RXLites	38 (6.) 3:09.369	36 (8.) 3:26.264			74						
9 52	Simon OLOFSSON Simon Olofsson	SWE RXLites	36 (8.) 3:10.298	37 (7.) 3:25.312			73						
10 69	Martin KACZMARSKI LOTTO TEAM	POL RXLites	34 (10.) 3:13.316	0 (10.) DNS			34						

10 drivers

 -
-

These results are provisional until the conclusion of any judicial and technical inquiries.

Pista Internacional de Montalegre(945/1050)

Published at...	Clerk of the Course Antonio PUREZA 	Timekeeper Peter MAJOSHAZI 	
-----------------	---------------------------------------------------------------------------------------------------------------------------	---------------------------------------------------------------------------------------------------------------------	---------------------------------------------------------------------------------------

Printed: 4/25/2015 4:22:35 PM

Page 1 of 1

RX Lites
Warm-up Lap Times

Pos.	No.	Driver Competitor/Entrant	Nat.	Car Ch.	Best lap	Diff	Laps	Lap1 Lap5	Lap 2 Lap 6	Lap3 Lap7	Lap4 Lap8
1	71	Kevin HANSEN Peugeot Red Bull Hansen Junior Team	SWE	RXLites	0:48.628		5	0:57.507 0:48.628	0:53.625	8:09.895	0:51.403
2	8	Simon WAGØ SYVERSEN SET Promotion	NOR	RXLites	0:48.807	0:00.179	5	0:50.644 0:49.180	0:49.571	9:17.106	0:48.807
3	99	Joachim HVAAL JC Teknik	NOR	RXLites	0:49.976	0:01.348	5	1:00.438 0:49.976	0:57.061	8:00.086	0:52.332
4	77	Tobias BRINK Brink Motorsport	SWE	RXLites	0:50.492	0:01.864	5	0:59.859 0:50.492	0:55.078	8:02.346	0:56.402
5	7	Krzysztof HOLOWCZYC LOTTO TEAM	POL	RXLites	0:53.908	0:05.280	2	0:53.908	0:55.921		
6	39	Kevin ERIKSSON OlsbergsMSE	SWE	RXLites	0:54.888	0:06.260	2	0:54.888	1:00.150		
7	69	Martin KACZMARSKI LOTTO TEAM	POL	RXLites	0:55.367	0:06.739	2	0:55.367	0:55.744		
8	52	Simon OLOFSSON Simon Olofsson	SWE	RXLites	0:55.763	0:07.135	2	0:58.938	0:55.763		
9	51	Sandra HULTGREN OlsbergsMSE	SWE	RXLites	0:56.085	0:07.457	2	0:56.644	0:56.085		
10	98	Oliver ERIKSSON OlsbergsMSE	SWE	RXLites	0:56.667	0:08.039	2	0:56.667	0:59.064		

Total:10 Drivers included DNS: 0 ,DNF: 0 , EXC: 0

-
-

These results are provisional until the conclusion of any judicial and technical inquiries.

Pista Internacional de Montalegre(945/1050)

Published at...	Clerk of the Course Antonio PUREZA 	Timekeeper Peter MAJOSHAZI 	
-----------------	---------------------------------------------------------------------------------------------------------------------------	---------------------------------------------------------------------------------------------------------------------	---------------------------------------------------------------------------------------

Printed: 4/26/2015 10:31:29 AM

Page 1 of 1

RX Lites

Provisional Grid Sheet for Heat 3 (Right Pole)

P5	P4	P3	P2	POLE
----	----	----	----	------

Race 1

69	71	51	52	7
----	----	----	----	---

R1

Race 2

99	8	77	98	39
----	---	----	----	----

R2

7 Krzysztof HOLOWCZYC POL
52 Simon OLOFSSON SWE
51 Sandra HULTGREN SWE
71 Kevin HANSEN SWE
69 Martin KACZMARSKI POL

39 Kevin ERIKSSON SWE
98 Oliver ERIKSSON SWE
77 Tobias BRINK SWE
8 Simon WÅGÖ SYVERSEN NOR
99 Joachim HVAAL NOR

These results are provisional until the conclusion of any judicial and technical inquires.

Pista Internacional de Montalegre(945/1050)

Published at...	Clerk of the Course Antonio PUREZA	Timekeeper Peter MAJOSHAZI	
-----------------	---------------------------------------	-------------------------------	--

Printed: 4/26/2015 9:43:19 AM




Page 1 of 1

RX Lites
Result of Heat 3

Pos.	No.	Driver Competitor/Entrant	Nat. Car Ch.	Laps/Joker Race Nr.	Total Tm Notice	Diff	Lap1	Lap2	Lap3	Lap4	Pts.
1	39	Kevin ERIKSSON OlsbergsMSE	SWE RXLites	4 / 1 Race 2	3:06.058 -		0:49.474	0:44.328	<u>0:47.359</u>	0:44.897	50
2	71	Kevin HANSEN Peugeot Red Bull Hansen Junior Team	SWE RXLites	4 / 1 Race 1	3:06.244 -	0:00.186	<u>0:53.076</u>	0:44.440	0:44.647	0:44.081	45
3	77	Tobias BRINK Brink Motorsport	SWE RXLites	4 / 1 Race 2	3:09.659 -	0:03.601	0:50.449	<u>0:48.884</u>	0:45.028	0:45.298	42
4	8	Simon WÄGÖ SYVERSEN SET Promotion	NOR RXLites	4 / 1 Race 2	3:12.129 -	0:06.071	<u>0:55.179</u>	0:46.372	0:45.784	0:44.794	40
5	98	Oliver ERIKSSON OlsbergsMSE	SWE RXLites	4 / 1 Race 2	3:13.334 -	0:07.276	<u>0:55.782</u>	0:46.079	0:46.116	0:45.357	39
6	99	Joachim HVAAL JC Teknik	NOR RXLites	4 / 1 Race 2	3:13.740 -	0:07.682	<u>0:56.418</u>	0:46.409	0:45.742	0:45.171	38
7	51	Sandra HULTGREN OlsbergsMSE	SWE RXLites	4 / 1 Race 1	3:15.239 -	0:09.181	<u>0:54.865</u>	0:46.560	0:45.773	0:48.041	37
8	52	Simon OLOFSSON Simon Olofsson	SWE RXLites	4 / 1 Race 1	3:16.146 -	0:10.088	0:52.131	<u>0:50.065</u>	0:45.926	0:48.024	36
9	69	Martin KACZMARSKI LOTTO TEAM	POL RXLites	4 / 1 Race 1	3:18.750 -	0:12.692	<u>0:58.094</u>	0:46.007	0:44.972	0:49.677	35
10	7	Krzysztof HOLOWCZYC LOTTO TEAM	POL RXLites	4 / 1 Race 1	3:35.263 -	0:29.205	0:57.593	<u>0:52.884</u>	0:50.109	0:54.677	34

These results are provisional until the conclusion of any judicial and technical inquires.

Pista Internacional de Montalegre(945/1050)

Published at...	Clerk of the Course Antonio PUREZA 	Timekeeper Peter MAJOSHAZI 	
-----------------	---------------------------------------------------------------------------------------------------------------------------	---------------------------------------------------------------------------------------------------------------------	---------------------------------------------------------------------------------------

Printed: 4/26/2015 11:26:38 AM

Page 1 of 1

RX Lites
Result after Heat 3

Pos. No.	Driver Competitor/Entrant	Nat. Car Ch.	Heat 1	Heat 2	Heat 3	Heat 4	Heat Sum	Int. Pt.	SF1	SF2	Final	Ch. Pt.	Ch Sum
1 39	Kevin ERIKSSON OlsbergsMSE	SWE RXLites	50 (1.) 3:02.562	50 (1.) 3:11.896	50 (1.) 3:06.058		150						
2 77	Tobias BRINK Brink Motorsport	SWE RXLites	42 (3.) 3:05.616	42 (3.) 3:20.871	42 (3.) 3:09.659		126						
3 71	Kevin HANSEN Peugeot Red Bull Hansen Junior Team	SWE RXLites	45 (2.) 3:03.988	35 (9.) 4:06.585	45 (2.) 3:06.244		125						
4 98	Oliver ERIKSSON OlsbergsMSE	SWE RXLites	39 (5.) 3:09.318	45 (2.) 3:17.029	39 (5.) 3:13.334		123						
5 8	Simon WÄGÖ SYVERSEN SET Promotion	NOR RXLites	37 (7.) 3:10.007	40 (4.) 3:22.115	40 (4.) 3:12.129		117						
6 99	Joachim HVAAL JC Teknik	NOR RXLites	35 (9.) 3:11.781	39 (5.) 3:24.468	38 (6.) 3:13.740		112						
7 7	Krzysztof HOLOWCZYC LOTTO TEAM	POL RXLites	40 (4.) 3:08.838	38 (6.) 3:24.712	34 (10.) 3:35.263		112						
8 51	Sandra HULTGREN OlsbergsMSE	SWE RXLites	38 (6.) 3:09.369	36 (8.) 3:26.264	37 (7.) 3:15.239		111						
9 52	Simon OLOFSSON Simon Olofsson	SWE RXLites	36 (8.) 3:10.298	37 (7.) 3:25.312	36 (8.) 3:16.146		109						
10 69	Martin KACZMARSKI LOTTO TEAM	POL RXLites	34 (10.) 3:13.316	0 (10.) DNS	35 (9.) 3:18.750		69						

10 drivers

-
-

These results are provisional until the conclusion of any judicial and technical inquiries.

Pista Internacional de Montalegre(945/1050)

Published at...	Clerk of the Course Antonio PUREZA 	Timekeeper Peter MAJOSHAZI 	
-----------------	---------------------------------------------------------------------------------------------------------------------------	---------------------------------------------------------------------------------------------------------------------	---------------------------------------------------------------------------------------

Printed: 4/26/2015 11:27:41 AM

Page 1 of 1

RX Lites

Provisional Grid Sheet for Heat 4 (Right Pole)

P5	P4	P3	P2	POLE
----	----	----	----	-------------

Race 1

7	69	52	51	99
---	----	----	----	-----------

R1

99	Joachim HVAAL	NOR
51	Sandra HULTGREN	SWE
52	Simon OLOFSSON	SWE
69	Martin KACZMARSKI	POL
7	Krzysztof HOLOWCZYC	POL

Race 2

98	8	77	71	39
----	---	----	----	-----------

R2

39	Kevin ERIKSSON	SWE
71	Kevin HANSEN	SWE
77	Tobias BRINK	SWE
8	Simon WÅGÖ SYVERSEN	NOR
98	Oliver ERIKSSON	SWE

These results are provisional until the conclusion of any judicial and technical inquiries.

Pista Internacional de Montalegre(945/1050)

Published at...	Clerk of the Course Antonio PUREZA 	Timekeeper Peter MAJOSHAZI 	
-----------------	---------------------------------------------------------------------------------------------------------------------------	---------------------------------------------------------------------------------------------------------------------	---------------------------------------------------------------------------------------

Printed: 4/26/2015 11:28:56 AM

Page 1 of 1




RX Lites
Result of Heat 4

Pos.	No.	Driver Competitor/Entrant	Nat. Car Ch.	Laps/Joker Race Nr.	Total Tm Notice	Diff	Lap1	Lap2	Lap3	Lap4	Pts.
1	39	Kevin ERIKSSON OlsbergsMSE	SWE RXLites	4 / 1 Race 2	2:59.088 -		0:48.147	0:42.601	<u>0:45.632</u>	0:42.708	50
2	8	Simon WÁGÓ SYVERSEN SET Promotion	NOR RXLites	4 / 1 Race 2	3:01.672 -	0:02.584	<u>0:51.493</u>	0:43.587	0:43.247	0:43.345	45
3	71	Kevin HANSEN Peugeot Red Bull Hansen Junior Team	SWE RXLites	4 / 1 Race 2	3:02.390 -	0:03.302	0:48.935	0:42.559	<u>0:47.281</u>	0:43.615	42
4	98	Oliver ERIKSSON OlsbergsMSE	SWE RXLites	4 / 1 Race 2	3:03.738 -	0:04.650	<u>0:52.894</u>	0:44.001	0:43.213	0:43.630	40
5	51	Sandra HULTGREN OlsbergsMSE	SWE RXLites	4 / 1 Race 1	3:04.645 -	0:05.557	<u>0:52.339</u>	0:44.252	0:43.624	0:44.430	39
6	52	Simon OLOFSSON Simon Olofsson	SWE RXLites	4 / 1 Race 1	3:05.023 -	0:05.935	<u>0:52.774</u>	0:44.701	0:43.505	0:44.043	38
7	77	Tobias BRINK Brink Motorsport	SWE RXLites	4 / 1 Race 2	3:05.813 -	0:06.725	<u>0:52.599</u>	0:43.472	0:43.740	0:46.002	37
8	7	Krzysztof HOLOWCZYK LOTTO TEAM	POL RXLites	4 / 1 Race 1	3:20.904 -	0:21.816	<u>0:53.432</u>	0:44.994	0:44.280	0:58.198	36
9	69	Martin KACZMARSKI LOTTO TEAM	POL RXLites	4 / 1 Race 1	3:25.088 -	0:26.000	<u>0:54.041</u>	0:44.846	0:45.627	1:00.574	35
EXC	99	Joachim HVAAL JC Technik	NOR RXLites	3 / 1 Race 1	- -	-	0:50.864	0:44.394	0:43.946		0

#99 Black flag

These results are provisional until the conclusion of any judicial and technical inquires.

Pista Internacional de Montalegre(945/1050)

Published at...	Clerk of the Course Antonio PUREZA 	Timekeeper Peter MAJOSHAZI 	
-----------------	---------------------------------------------------------------------------------------------------------------------------	---------------------------------------------------------------------------------------------------------------------	---------------------------------------------------------------------------------------

Printed: 4/26/2015 12:14:59 PM

Page 1 of 1

RX Lites
Intermediate Classification

Pos. No.	Driver Competitor/Entrant	Nat. Car	Heat 1	Heat 2	Heat 3	Heat 4	Heat Sum	Int. Pt.	SF1	SF2	Final	Ch. Pt.
1 39	Kevin ERIKSSON OlsbergsMSE	SWE RXLites	50 (1.) 3:02.562	50 (1.) 3:11.896	50 (1.) 3:06.058	50 (1.) 2:59.088	200	16				16
2 71	Kevin HANSEN Peugeot Red Bull Hansen Junior Team	SWE RXLites	45 (2.) 3:03.988	35 (9.) 4:06.585	45 (2.) 3:06.244	42 (3.) 3:02.390	167	15				15
3 98	Oliver ERIKSSON OlsbergsMSE	SWE RXLites	39 (5.) 3:09.318	45 (2.) 3:17.029	39 (5.) 3:13.334	40 (4.) 3:03.738	163	14				14
4 77	Tobias BRINK Brink Motorsport	SWE RXLites	42 (3.) 3:05.616	42 (3.) 3:20.871	42 (3.) 3:09.659	37 (7.) 3:05.813	163	13				13
5 8	Simon WÄGÖ SYVERSEN SET Promotion	NOR RXLites	37 (7.) 3:10.007	40 (4.) 3:22.115	40 (4.) 3:12.129	45 (2.) 3:01.672	162	12				12
6 51	Sandra HULTGREN OlsbergsMSE	SWE RXLites	38 (6.) 3:09.369	36 (8.) 3:26.264	37 (7.) 3:15.239	39 (5.) 3:04.645	150	11				11
7 7	Krzysztof HOLOWCZYC LOTTO TEAM	POL RXLites	40 (4.) 3:08.838	38 (6.) 3:24.712	34 (10.) 3:35.263	36 (8.) 3:20.904	148	10				10
8 52	Simon OLOFSSON Simon Olofsson	SWE RXLites	36 (8.) 3:10.298	37 (7.) 3:25.312	36 (8.) 3:16.146	38 (6.) 3:05.023	147	9				9
9 99	Joachim HVAAL JC Teknik	NOR RXLites	35 (9.) 3:11.781	39 (5.) 3:24.468	38 (6.) 3:13.740	0 (10.) EXC	112	8				8
10 69	Martin KACZMARSKI LOTTO TEAM	POL RXLites	34 (10.) 3:13.316	0 (10.) DNS	35 (9.) 3:18.750	35 (9.) 3:25.088	104	7				7

10 drivers

These results are provisional until the conclusion of any judicial and technical inquires.

Pista Internacional de Montalegre(945/1050)

Published at...	Clerk of the Course Antonio PUREZA 	Timekeeper Peter MAJOSHAZI 	
-----------------	---------------------------------------------------------------------------------------------------------------------------	---------------------------------------------------------------------------------------------------------------------	---------------------------------------------------------------------------------------

Printed: 4/26/2015 12:15:50 PM

Page 1 of 1

Please click here to Upload an image.



RX LITES CUP_

25-26 APRIL // MONTALEGRE_ BOMPISO RALLYCROSS OF PORTUGAL_

RX Lites

Notional joker time report

Official notional joker time for Semi finals and Final

RX Lites + 3.9 seconds

				Best	Joker	Diff
39	Kevin ERIKSSON OlsbergsMSE	SWE	RXLites	00:00:42.6010	00:00:45.6320	0:03.031
71	Kevin HANSEN Peugeot Red Bull Hansen Junior Team	SWE	RXLites	00:00:42.5590	00:00:47.2810	0:04.722

These results are provisional until the conclusion of any judicial and technical inquiries.

Pista Internacional de Montalegre(945/1050)

Published at...	Clerk of the Course Antonio PUREZA 	Timekeeper Peter MAJOSHAZI 	
-----------------	---------------------------------------------------------------------------------------------------------------------------	---------------------------------------------------------------------------------------------------------------------	---------------------------------------------------------------------------------------

Printed: 4/26/2015 12:17:54 PM

Page 1 of 1



RX Lites
Provisional Grid for Semi-Finals
Semi-Final 1
Row 1

39	Kevin ERIKSSON OlsbergsMSE	SWE	RXLites RX Lites
98	Oliver ERIKSSON OlsbergsMSE	SWE	RXLites RX Lites

Sporting Regulation 15.6.3 : If a driver is unable to take his place in a Semi-Final, he will be substituted by the next qualifier (the highest placed driver in the intermediate classification not already in the Semi-Finals). Any such substitute(s) will take the last place(s) on the grid with those ahead of them moving up to fill the place left by the non-starter(s).

Row 2

8	Simon WÅGÖ SYVERSEN SET Promotion	NOR	RXLites RX Lites
7	Krzysztof HOLOWCZYC LOTTO TEAM	POL	RXLites RX Lites

Row 3

99	Joachim HVAAL JC Teknik	NOR	RXLites RX Lites
----	----------------------------	-----	---------------------

Semi-Final 2
Row 1

71	Kevin HANSEN Peugeot Red Bull Hansen Junior Team	SWE	RXLites RX Lites
77	Tobias BRINK Brink Motorsport	SWE	RXLites RX Lites

Row 2

51	Sandra HULTGREN OlsbergsMSE	SWE	RXLites RX Lites
52	Simon OLOFSSON Simon Olofsson	SWE	RXLites RX Lites

Row 3

69	Martin KACZMARSKI LOTTO TEAM	POL	RXLites RX Lites
----	---------------------------------	-----	---------------------

Next qualifier (13-)

No more qualifiers

These results are provisional until the conclusion of any judicial and technical inquiries.

Pista Internacional de Montalegre(945/1050)

Published at...	Clerk of the Course Antonio PUREZA 	Timekeeper Peter MAJOSHAZI 	
-----------------	---------------------------------------------------------------------------------------------------------------------------	---------------------------------------------------------------------------------------------------------------------	---------------------------------------------------------------------------------------

Printed: 4/26/2015 12:16:19 PM

Page 1 of 1

RX Lites
Results of Semi-finals
Semi-final 1

Pos. No.	Driver Competitor/Entrant	Nat. Car	Laps	Total Tm Notice	Diff	JL	Lap1 Lap5	Lap 2 Lap 6	Lap3 Lap7	Lap4 Lap8	Ch. Pt.
1 39	Kevin ERIKSSON OlsbergsMSE	SWE RXLites	6	4:24.912 -		1	0:48.481 0:42.404	0:42.775 0:42.558	0:42.820	<u>0:45.874</u>	6
2 7	Krzysztof HOLOWCZYC LOTTO TEAM	POL RXLites	6	4:28.921 -	0:04.009	1	<u>0:51.265</u> 0:43.742	0:44.275 0:43.054	0:43.199	0:43.386	5
3 99	Joachim HVAAL JC Teknik	NOR RXLites	6	4:37.834 -	0:12.922	1	0:52.203 0:43.708	<u>0:46.137</u> 0:46.273	0:44.128	0:45.385	4
4 98	Oliver ERIKSSON OlsbergsMSE	SWE RXLites	5	4:10.982 -	+1 LAP	1	<u>0:51.676</u> 1:08.447	0:44.289	0:43.089	0:43.481	3
EXC 8	Simon WÄGÖ SYVERSEN SET Promotion	NOR RXLites	6	4:30.352 -		1	0:49.624 <u>0:47.598</u>	0:43.311 0:43.623	0:43.117	0:43.079	0

Semi-final 2

Pos. No.	Driver Competitor/Entrant	Nat. Car	Laps	Total Tm Notice	Diff	JL	Lap1 Lap5	Lap 2 Lap 6	Lap3 Lap7	Lap4 Lap8	Ch. Pt.
1 71	Kevin HANSEN Peugeot Red Bull Hansen Junior Team	SWE RXLites	6	4:23.698 -		1	0:48.224 0:42.232	0:42.797 <u>0:45.440</u>	0:42.572	0:42.433	6
2 77	Tobias BRINK Brink Motorsport	SWE RXLites	6	4:24.522 -	0:00.824	1	0:49.135 <u>0:45.325</u>	0:42.860 0:42.438	0:42.300	0:42.464	5
3 51	Sandra HULTGREN OlsbergsMSE	SWE RXLites	6	4:27.066 -	0:03.368	1	<u>0:51.005</u> 0:42.434	0:44.056 0:43.442	0:43.217	0:42.912	4
4 69	Martin KACZMARSKI LOTTO TEAM	POL RXLites	6	4:28.998 -	0:05.300	1	<u>0:52.401</u> 0:43.261	0:43.524 0:43.870	0:43.075	0:42.867	3
5 52	Simon OLOFSSON Simon Olofsson	SWE RXLites	0	0:00.000 -	+6 LAP	1					2

#8 Black flag

These results are provisional until the conclusion of any judicial and technical inquires.

Pista Internacional de Montalegre(945/1050)

Published at...	Clerk of the Course Antonio PUREZA 	Timekeeper Peter MAJOSHAZI 	
-----------------	---------------------------------------------------------------------------------------------------------------------------	---------------------------------------------------------------------------------------------------------------------	---------------------------------------------------------------------------------------

Printed: 4/26/2015 2:14:36 PM

Page 1 of 1

RX Lites
Provisional Grid for-Final
Final
Row 1

39	Kevin ERIKSSON OlsbergsMSE	SWE	RXLites RX Lites
71	Kevin HANSEN Peugeot Red Bull Hansen Junior Team	SWE	RXLites RX Lites

Sporting Regulation 15.6.4 : If a driver is unable to take his place in the Final, he will be substituted by the next qualifier (the Semi-finalist with the highest points score in the event who is not already in the Final).

Row 2

77	Tobias BRINK Brink Motorsport	SWE	RXLites RX Lites
7	Krzysztof HOLOWCZYC LOTTO TEAM	POL	RXLites RX Lites

Row 3

51	Sandra HULTGREN OlsbergsMSE	SWE	RXLites RX Lites
99	Joachim HVAAL JC Teknik	NOR	RXLites RX Lites

Next qualifier (7-)

98	Oliver ERIKSSON	SWE	17
8	Simon WÅGÖ SYVERSEN	NOR	12
52	Simon OLOFSSON	SWE	11
69	Martin KACZMARSKI	POL	10

These results are provisional until the conclusion of any judicial and technical inquires.

Pista Internacional de Montalegre(945/1050)

Published at...	Clerk of the Course Antonio PUREZA 	Timekeeper Peter MAJOSHAZI 	
-----------------	---------------------------------------------------------------------------------------------------------------------------	---------------------------------------------------------------------------------------------------------------------	---------------------------------------------------------------------------------------

Printed: 4/26/2015 2:15:21 PM



Page 1 of 1

RX Lites
Result of Final

Pos.	No.	Driver Competitor/Entrant	Nat. Car	Laps	Total Tm	Diff	JL	Lap1 Lap5	Lap 2 Lap 6	Lap3 Lap7	Lap4 Lap8	Ch. Pt.
1	39	Kevin ERIKSSON OlsbergsMSE	SWE RXLites	6	4:38.491		1	0:50.520 <u>0:48.852</u>	0:44.747 0:45.723	0:44.554	0:44.095	8
2	71	Kevin HANSEN Peugeot Red Bull Hansen Junior Team	SWE RXLites	6	4:44.156	0:05.665	1	0:52.888 0:45.449	0:45.587 0:45.346	<u>0:49.513</u>	0:45.373	5
3	99	Joachim HVAAL JC Teknik	NOR RXLites	6	4:47.461	0:08.970	1	0:51.775 0:46.737	0:45.799 0:46.491	0:46.250	<u>0:50.409</u>	4
4	77	Tobias BRINK Brink Motorsport	SWE RXLites	6	4:48.619	0:10.128	1	0:52.529 0:48.666	0:45.408 0:46.969	<u>0:49.216</u>	0:45.831	3
5	7	Krzysztof HOLOWCZYC LOTTO TEAM	POL RXLites	1	0:54.589	+5 LAP	2	<u>0:54.589</u>				2
6	51	Sandra HULTGREN OlsbergsMSE	SWE RXLites	0	0:00.000	+6 LAP	1					1

These results are provisional until the conclusion of any judicial and technical inquiries.

Pista Internacional de Montalegre(945/1050)

Published at...	Clerk of the Course Antonio PUREZA 	Timekeeper Peter MAJOSHAZI 	
-----------------	---------------------------------------------------------------------------------------------------------------------------	---------------------------------------------------------------------------------------------------------------------	---------------------------------------------------------------------------------------

Printed: 4/26/2015 3:50:22 PM

Page 1 of 1

RX Lites
Official results

Pos. No.	Driver Competitor/Entrant	Nat. Car	Heat 1	Heat 2	Heat 3	Heat 4	Heat Sum	Int. Pt.	SF1	SF2	Final	Ch. Pt.
1 39	Kevin ERIKSSON OlsbergsMSE	SWE RXLites	50 (1.) 3:02.562	50 (1.) 3:11.896	50 (1.) 3:06.058	50 (1.) 2:59.088	200	16	6 (1.) 4:24.912		8 (1.) 4:38.491	30
2 71	Kevin HANSEN Peugeot Red Bull Hansen Junior Team	SWE RXLites	45 (2.) 3:03.988	35 (9.) 4:06.585	45 (2.) 3:06.244	42 (3.) 3:02.390	167	15		6 (1.) 4:23.698	5 (2.) 4:44.156	26
3 99	Joachim HVAAL JC Teknik	NOR RXLites	35 (9.) 3:11.781	39 (5.) 3:24.468	38 (6.) 3:13.740	0 (10.) EXC	112	8	4 (3.) 4:37.834		4 (3.) 4:47.461	16
4 77	Tobias BRINK Brink Motorsport	SWE RXLites	42 (3.) 3:05.616	42 (3.) 3:20.871	42 (3.) 3:09.659	37 (7.) 3:05.813	163	13		5 (2.) 4:24.522	3 (4.) 4:48.619	21
5 7	Krzysztof HOLOWCZYC LOTTO TEAM	POL RXLites	40 (4.) 3:08.838	38 (6.) 3:24.712	34 (10.) 3:35.263	36 (8.) 3:20.904	148	10	5 (2.) 4:28.921		2 (5.) +5 LAP	17
6 51	Sandra HULTGREN OlsbergsMSE	SWE RXLites	38 (6.) 3:09.369	36 (8.) 3:26.264	37 (7.) 3:15.239	39 (5.) 3:04.645	150	11		4 (3.) 4:27.066	1 (6.) +6 LAP	16
7 98	Oliver ERIKSSON OlsbergsMSE	SWE RXLites	39 (5.) 3:09.318	45 (2.) 3:17.029	39 (5.) 3:13.334	40 (4.) 3:03.738	163	14	3 (4.) +1 LAP			17
8 8	Simon WÄGÖ SYVERSEN SET Promotion	NOR RXLites	37 (7.) 3:10.007	40 (4.) 3:22.115	40 (4.) 3:12.129	45 (2.) 3:01.672	162	12	0 (5.) 4:30.352			12
9 52	Simon OLOFSSON Simon Olofsson	SWE RXLites	36 (8.) 3:10.298	37 (7.) 3:25.312	36 (8.) 3:16.146	38 (6.) 3:05.023	147	9		2 (5.) +6 LAP		11
10 69	Martin KACZMARSKI LOTTO TEAM	POL RXLites	34 (10.) 3:13.316	0 (10.) DNS	35 (9.) 3:18.750	35 (9.) 3:25.088	104	7		3 (4.) 4:28.998		10

Pista Internacional de Montalegre(945/1050)

Published at...	Steward Ludek KOPECKY	Steward Liliane NOTERMANS	Steward Victor SOUSA	
-----------------	--------------------------	------------------------------	-------------------------	---------------------------------------------------------------------------------------

Page 1 of 1

RX Lites

Provisional Championship standing

Pos.	No.	Driver	Nat.	Car	Rd1 POR	Rd2 GBR	Rd3 NOR	Rd4 FIN	Rd5 SWE	Rd6 BEL	Rd7 CAN	Rd8 FRA	Rd9 GER	Rd10 ITA	Rd11 TUR	Rd12 ARG	Pen.	Ch. Pt
1	39	Kevin ERIKSSON	SWE	RXLites	30													30
2	71	Kevin HANSEN	SWE	RXLites	26													26
3	77	Tobias BRINK	SWE	RXLites	21													21
4	98	Oliver ERIKSSON	SWE	RXLites	17													17
5	7	Krzysztof HOLOWCZYC	POL	RXLites	17													17
6	99	Joachim HVAAL	NOR	RXLites	16													16
7	51	Sandra HULTGREN	SWE	RXLites	16													16
8	8	Simon WÅGÖ SYVERSEN	NOR	RXLites	12													12
9	52	Simon OLOFSSON	SWE	RXLites	11													11
10	69	Martin KACZMARSKI	POL	RXLites	10													10

Pista Internacional de Montalegre(945/1050)

Super1600

List of starters

SS - 01

No.	Driver	Nat.	Competitor/Entrant	Car	Licence	Competitor Lic.	Ch.
1	2 Ulrik LINNEMANN	DNK	Ulrik Linnemann	Peugeot 208	07592	07592	
2	3 Pavel VIMMER	CZE	Pavel Vimmer	Skoda Fabia	354	354	
3	5 Ondrej SMETANA	CZE	LS Racing Czech National Team	Ford Fiesta	409	349	
4	8 Andreas STEFFEN	DEU	Andreas Steffen	Skoda Fabia	IC 1101391	IC 1101391	
5	10 Janno LIGUR	EST	Ligur Racing	Skoda Fabia	617	023	
6	11 Davy VAN DEN BRANDEN	BEL	OTRT	Citröen DS3	700540	697663	
7	16 Ernestas STAPONKUS	LIT	ASK Vilkyčiai	Volkswagen Polo	2015-C/225	2015/45	
8	18 L. "LUIGI"	HUN	O.ZS. Racing Team	Skoda Fabia	4908	375	
9	20 Siim SALURI	EST	RS Racing Team	Renault Twingo	592	036	
10	23 Krisztian SZABO	HUN	MGAMS KFT	Skoda Fabia	4565	446	
11	25 Karoliina LEPPihalme	FIN	Set Promotion	Renault Twingo	363213314	50030444	
12	38 Mandie AUGUST	DEU	ALL-INKL.COM Münnich Motorsport	Skoda Fabia	IC1122182	BIF 1119689	
13	47 Andre KURG	EST	Reinsalu Sport	Skoda Fabia	326	041	
14	50 Nikita MISYULYA	RUS	Nikita Misyulya	Skoda Fabia	15207	15073	
15	84 Davide MEDICI	ITA	Davide Medici	Renault Clio	78559	78559	
16	89 Timur SHIGABUTDINOV	RUS	Set Promotion	Renault Clio	15118	50030444	
17	92 Andréa DUBOURG	FRA	Andréa Dubourg	Renault Clio	203903	203903	
18	99 Janis BAUMANIS	LVA	Set Promotion	Renault Twingo	1503060002	50030444	

18 drivers

These results are provisional until the conclusion of any judicial and technical inquiries.

Pista Internacional de Montalegre(945/1050)

Published at...	Clerk of the Course Antonio PUREZA	Timekeeper Peter MAJOSHAZI	
-----------------	---------------------------------------	-------------------------------	--

Printed: 4/25/2015 9:04:15 AM

Page 1 of 1

Super1600

SS - 03

Free Practice 1 Lap Times

Pos.	No.	Driver Competitor/Entrant	Nat.	Car Ch.	Best lap	Diff	Laps	Lap1 Lap5 Lap9 Lap13 Lap17 Lap21	Lap 2 Lap 6 Lap10 Lap14 Lap18 Lap22	Lap3 Lap7 Lap11 Lap15 Lap19 Lap23	Lap4 Lap8 Lap12 Lap16 Lap20 Lap24
1	2	Ulrik LINNEMANN Ulrik Linnemann	DNK	Peugeot 208	0:44.395		14	0:51.584 2:59.998 0:45.269 0:44.672	0:46.888 0:49.426 3:18.800 0:44.395	0:46.508 0:45.119 0:47.850	0:46.499 0:48.448 0:47.751
2	99	Janis BAUMANIS Set Promotion	LVA	Renault Twingo	0:44.723	0:00.328	24	0:47.186 8:41.465 0:45.840 0:46.524 0:45.388 0:47.896	0:46.761 0:48.455 7:11.520 0:46.130 0:45.240 0:45.119	0:47.008 0:45.882 0:51.846 3:08.385 0:45.029 0:44.723	0:49.580 0:50.210 0:45.876 0:48.611 9:04.461 0:44.912
3	8	Andreas STEFFEN Andreas Steffen	DEU	Skoda Fabia	0:44.934	0:00.539	19	0:48.855 9:22.500 0:46.646 0:45.598 0:46.333	0:46.349 0:47.511 5:27.773 0:44.934 0:46.414	0:51.069 0:51.110 0:51.176 2:36.580 0:49.823	0:49.716 0:46.777 0:45.997 0:50.861
4	92	Andréa DUBOURG Andréa Dubourg	FRA	Renault Clio	0:45.014	0:00.619	19	0:48.688 7:27.579 0:45.186 0:46.064 0:51.255	0:47.366 0:46.189 5:10.776 0:46.205 0:47.641	0:46.767 0:45.211 0:45.897 2:41.151 0:49.916	0:47.225 0:45.014 0:46.645 0:49.796
5	18	L. "LUIGI" O.ZS. Racing Team	HUN	Skoda Fabia	0:45.029	0:00.634	29	0:55.673 8:46.899 0:50.989 0:46.159 0:45.390 1:02.065	0:59.875 0:47.795 4:59.180 0:45.617 0:45.029 0:48.156	0:49.025 0:47.356 0:48.396 9:10.082 0:45.741 0:46.724	0:49.402 0:47.312 0:46.416 0:50.311 8:40.218 0:46.350
6	89	Timur SHIGABUTDINOV Set Promotion	RUS	Renault Clio	0:45.152	0:00.757	29	0:47.782 8:48.867 0:46.562 0:46.891 0:45.777 0:50.490	0:47.396 0:49.448 7:08.983 0:46.710 0:45.722 0:46.215	0:49.983 0:46.215 0:49.927 3:10.731 0:45.281 0:46.893	0:46.954 0:49.992 0:46.239 0:49.627 2:20.017 0:46.682
7	16	Ernestas STAPONKUS ASK Vilkyciai	LIT	Volkswagen Polo	0:45.174	0:00.779	14	0:48.281 8:14.779 0:48.710 0:46.339	0:46.946 0:45.388 7:40.401 0:46.908	0:46.288 0:45.174 0:49.321	0:49.449 0:46.259 0:47.207
8	5	Ondrej SMETANA LS Racing Czech National Team	CZE	Ford Fiesta	0:45.396	0:01.001	9	0:50.459 4:59.730 0:45.396	0:46.728 0:46.484	0:46.778 0:48.724	0:48.882 0:45.609

These results are provisional until the conclusion of any judicial and technical inquiries.

Pista Internacional de Montalegre(945/1050)

Published at...	Clerk of the Course Antonio PUREZA	Timekeeper Peter MAJOSHAZI	
-----------------	---------------------------------------	-------------------------------	--

Printed: 4/25/2015 2:04:16 PM

Page 1 of 3

Super1600

SS - 03

Free Practice 1 Lap Times

Pos.	No.	Driver Competitor/Entrant	Nat.	Car Ch.	Best lap	Diff	Laps	Lap1 Lap5 Lap9 Lap13 Lap17 Lap21	Lap 2 Lap 6 Lap10 Lap14 Lap18 Lap22	Lap3 Lap7 Lap11 Lap15 Lap19 Lap23	Lap4 Lap8 Lap12 Lap16 Lap20 Lap24
9	20	Siim SALURI RS Racing Team	EST	Renault Twingo	0:45.557	0:01.162	24	0:47.496 8:54.222 0:49.511 0:46.683 0:51.141 0:49.096	0:46.408 0:48.265 8:55.459 0:46.232 0:49.257 0:49.610	0:49.419 0:46.624 0:45.557 3:26.285 0:48.642 0:50.288	0:47.980 0:46.766 0:46.964 0:47.036 8:46.273 0:47.867
10	50	Nikita MISYULYA Nikita Misyulya	RUS	Skoda Fabia	0:45.757	0:01.362	9	0:53.360 9:05.661 0:47.266	0:46.854 0:47.261	0:46.133 0:46.038	0:45.757 0:46.117
11	23	Krisztian SZABO MGAMS KFT	HUN	Skoda Fabia	0:45.829	0:01.434	9	0:50.322 4:58.497 0:46.732	0:48.357 0:51.559	0:47.394 0:45.829	0:46.795 0:47.386
12	10	Janno LIGUR Ligur Racing	EST	Skoda Fabia	0:45.919	0:01.524	13	0:46.941 0:48.454 4:51.467 0:46.707	0:47.688 0:46.270 0:47.101	0:52.405 0:45.919 0:49.758	9:29.216 0:46.090 0:49.871
13	47	Andre KURG Reinsalu Sport	EST	Skoda Fabia	0:46.035	0:01.640	14	0:50.550 1:12.311 0:54.480 0:47.783	0:48.636 0:51.223 6:46.533 0:51.249	0:47.845 0:49.233 0:51.900	0:47.697 0:52.220 0:46.035
14	84	Davide MEDICI Davide Medici	ITA	Renault Clio	0:46.396	0:02.001	15	0:50.191 1:08.983 0:58.083 0:47.042	0:48.941 7:28.151 0:59.154 0:46.396	0:48.656 0:50.399 9:23.229 0:47.661	0:48.708 0:49.932 0:50.638
15	3	Pavel VIMMER Pavel Vimmer	CZE	Skoda Fabia	0:46.558	0:02.163	19	0:50.033 9:19.150 0:47.460 0:46.558 0:47.733	0:48.189 0:47.749 6:56.102 0:46.842 0:56.471	0:47.873 0:51.106 0:49.487 8:45.081 0:48.007	0:51.439 0:47.496 0:47.609 0:51.103
16	38	Mandie AUGUST ALL-INKL.COM Münnich Motorsport	DEU	Skoda Fabia	0:47.325	0:02.930	14	0:50.796 7:01.515 0:51.352 0:47.725	0:49.221 0:47.325 2:43.628 0:47.327	0:52.937 0:47.887 0:47.924	0:49.066 0:47.980 0:51.935

These results are provisional until the conclusion of any judicial and technical inquires.

Pista Internacional de Montalegre(945/1050)

Published at...	Clerk of the Course Antonio PUREZA	Timekeeper Peter MAJOSHAZI	
-----------------	---------------------------------------	-------------------------------	--

Printed: 4/25/2015 2:04:16 PM

Page 2 of 3

Super1600

SS - 03

Free Practice 1 Lap Times

Pos.	No.	Driver Competitor/Entrant	Nat.	Car Ch.	Best lap	Diff	Laps	Lap1 Lap5 Lap9 Lap13 Lap17 Lap21	Lap 2 Lap 6 Lap10 Lap14 Lap18 Lap22	Lap3 Lap7 Lap11 Lap15 Lap19 Lap23	Lap4 Lap8 Lap12 Lap16 Lap20 Lap24
17	25	Karoliina LEPPihalme Set Promotion	FIN	Renault Twingo	0:47.353	0:02.958	24	0:52.454 8:48.574 0:49.386 0:49.199 0:51.377 0:53.821	0:49.965 0:49.977 6:57.389 0:49.520 0:47.704 0:47.993	0:48.918 0:47.592 0:52.339 4:31.841 0:47.353 0:48.277	0:48.903 0:48.159 0:48.794 0:51.535 2:56.529 0:47.489
18	11	Davy VAN DEN BRANDEN OTRT	BEL	Citröen DS3	0:47.623	0:03.228	14	0:49.851 1:10.461 0:47.623 0:50.059	0:49.208 0:48.042 6:50.363 0:52.652	0:52.568 0:48.233 0:53.424	0:51.739 0:49.670 0:49.387

Total:18 Drivers included DNS: 0 ,DNF: 0 ,EXC: 0

These results are provisional until the conclusion of any judicial and technical inquiries.

Pista Internacional de Montalegre(945/1050)

Published at...	Clerk of the Course Antonio PUREZA	Timekeeper Peter MAJOSHAZI	
-----------------	---------------------------------------	-------------------------------	--

Printed: 4/25/2015 2:04:16 PM

Page 3 of 3

Super1600

SS - 02

Provisional Grid Sheet for Heat 1 by the draw (Right Pole)

P5	P4	P3	P2	POLE
Race 1				
		11	2	5
Race 2				
38	8	89	84	92
Race 3				
10	18	16	47	3
Race 4				
50	20	23	25	99

R1

5 Ondrej SMETANA CZE
2 Ulrik LINNEMANN DNK
11 Davy VAN DEN BRANDEN BEL

R2

92 Andréa DUBOURG FRA
84 Davide MEDICI ITA
89 Timur SHIGABUTDINOV RUS
8 Andreas STEFFEN DEU
38 Mandie AUGUST DEU

R3

3 Pavel VIMMER CZE
47 Andre KURG EST
16 Ernestas STAPONKUS LIT
18 L. "LUIGI" HUN
10 Janno LIGUR EST

R4

99 Janis BAUMANIS LVA
25 Karoliina LEPPihalme FIN
23 Krisztian SZABO HUN
20 Siim SALURI EST
50 Nikita MISYULYA RUS

These results are provisional until the conclusion of any judicial and technical inquiries.

Pista Internacional de Montalegre(945/1050)

Published at...	Clerk of the Course Antonio PUREZA	Timekeeper Peter MAJOSHAZI	
-----------------	---------------------------------------	-------------------------------	--

Printed: 4/25/2015 9:10:36 AM

Page 1 of 1

Super1600

SS - 04

Result of Heat 1

Pos.	No.	Driver Competitor/Entrant	Nat. Car Ch.	Laps/Joker Race Nr.	Total Tm Notice	Diff	Lap1	Lap2	Lap3	Lap4	Pts.
1	2	Ulrik LINNEMANN Ulrik Linnemann	DNK Peugeot 208	4 / 1 Race 1	3:09.673 -		0:51.520	0:45.222	0:45.192	<u>0:47.739</u>	50
2	99	Janis BAUMANIS Set Promotion	LVA Renault Twingo	4 / 1 Race 4	3:09.953 -	0:00.280	0:50.571	0:45.215	0:45.553	<u>0:48.614</u>	45
3	16	Ernestas STAPONKUS ASK Vilkyciai	LIT Volkswagen Polo	4 / 1 Race 3	3:11.337 -	0:01.664	0:50.655	0:45.381	0:46.383	<u>0:48.918</u>	42
4	92	Andréa DUBOURG Andréa Dubourg	FRA Renault Clio	4 / 1 Race 2	3:11.491 -	0:01.818	0:52.494	0:45.586	0:45.250	<u>0:48.161</u>	40
5	10	Janno LIGUR Ligur Racing	EST Skoda Fabia	4 / 1 Race 3	3:11.922 -	0:02.249	0:51.865	0:45.223	0:45.793	<u>0:49.041</u>	39
6	5	Ondrej SMETANA LS Racing Czech National Team	CZE Ford Fiesta	4 / 1 Race 1	3:12.709 -	0:03.036	<u>0:55.311</u>	0:45.828	0:46.007	0:45.563	38
7	50	Nikita MISYULYA Nikita Misyulya	RUS Skoda Fabia	4 / 1 Race 4	3:12.778 -	0:03.105	<u>0:53.704</u>	0:47.009	0:45.884	0:46.181	37
8	89	Timur SHIGABUTDINOV Set Promotion	RUS Renault Clio	4 / 1 Race 2	3:12.830 -	0:03.157	<u>0:55.816</u>	0:45.540	0:46.125	0:45.349	36
9	18	L. "LUIGI" O.ZS. Racing Team	HUN Skoda Fabia	4 / 1 Race 3	3:13.754 -	0:04.081	<u>0:54.514</u>	0:46.555	0:46.041	0:46.644	35
10	23	Krisztian SZABO MGAMS KFT	HUN Skoda Fabia	4 / 1 Race 4	3:14.445 -	0:04.772	0:52.064	0:46.695	0:46.360	<u>0:49.326</u>	34
11	11	Davy VAN DEN BRANDEN OTRT	BEL Citroën DS3	4 / 1 Race 1	3:14.528 -	0:04.855	<u>0:54.456</u>	0:46.343	0:47.612	0:46.117	33
12	3	Pavel VIMMER Pavel Vimmer	CZE Skoda Fabia	4 / 1 Race 3	3:15.519 -	0:05.846	<u>0:55.483</u>	0:46.998	0:46.686	0:46.352	32
13	8	Andreas STEFFEN Andreas Steffen	DEU Skoda Fabia	4 / 1 Race 2	3:15.679 -	0:06.006	<u>0:55.534</u>	0:47.142	0:46.179	0:46.824	31
14	20	Siim SALURI RS Racing Team	EST Renault Twingo	4 / 1 Race 4	3:18.110 -	0:08.437	<u>0:55.558</u>	0:48.195	0:47.105	0:47.252	30
15	25	Karoliina LEPPihalme Set Promotion	FIN Renault Twingo	4 / 1 Race 4	3:19.166 -	0:09.493	<u>0:57.016</u>	0:47.906	0:46.888	0:47.356	29
16	47	Andre KURG Reinsalu Sport	EST Skoda Fabia	4 / 1 Race 3	3:23.958 -	0:14.285	<u>0:55.934</u>	0:49.521	0:49.908	0:48.595	28
17	38	Mandie AUGUST ALL-INKL.COM Münnich Motorsport	DEU Skoda Fabia	4 / 1 Race 2	3:31.178 -	0:21.505	<u>0:59.298</u>	0:48.787	0:55.451	0:47.642	27
DNF	84	Davide MEDICI Davide Medici	ITA Renault Clio	2 / 1 Race 2	- -	+2 LAP	<u>1:03.156</u>	0:52.844			25

These results are provisional until the conclusion of any judicial and technical inquires.

Pista Internacional de Montalegre(945/1050)

Published at...	Clerk of the Course Antonio PUREZA	Timekeeper Peter MAJOSHAZI	
-----------------	---------------------------------------	-------------------------------	--

Printed: 4/25/2015 2:34:47 PM

Page 1 of 1

Super1600

SS - 05

Provisional Grid Sheet for Heat 2 (Right Pole)

P5	P4	P3	P2	POLE
Race 1				
		84	38	47
Race 2				
25	20	8	3	11
Race 3				
23	18	89	50	5
Race 4				
10	92	16	99	2

R1

47 Andre KURG EST
38 Mandie AUGUST DEU
84 Davide MEDICI ITA

R2

11 Davy VAN DEN BRANDEN BEL
3 Pavel VIMMER CZE
8 Andreas STEFFEN DEU
20 Siim SALURI EST
25 Karoliina LEPPihalme FIN

R3

5 Ondrej SMETANA CZE
50 Nikita MISYULYA RUS
89 Timur SHIGABUTDINOV RUS
18 L. "LUIGI" HUN
23 Krisztian SZABO HUN

R4

2 Ulrik LINNEMANN DNK
99 Janis BAUMANIS LVA
16 Ernestas STAPONKUS LIT
92 Andréa DUBOURG FRA
10 Janno LIGUR EST

These results are provisional until the conclusion of any judicial and technical inquiries.

Pista Internacional de Montalegre(945/1050)

Published at...	Clerk of the Course Antonio PUREZA	Timekeeper Peter MAJOSHAZI	
-----------------	---------------------------------------	-------------------------------	--

Printed: 4/25/2015 2:36:50 PM

Page 1 of 1

Super1600

SS - 11

Result of Heat 2

Modified

Pos.	No.	Driver Competitor/Entrant	Nat. Car Ch.	Laps/Joker Race Nr.	Total Tm Notice	Diff	Lap1	Lap2	Lap3	Lap4	Pts.
1	99	Janis BAUMANIS Set Promotion	LVA Renault Twingo	4 / 1 Race 4	3:19.851 -		<u>0:55.213</u>	0:48.341	0:48.800	0:47.497	50
2	10	Janno LIGUR Ligur Racing	EST Skoda Fabia	4 / 1 Race 4	3:21.363 -	0:01.512	<u>0:57.128</u>	0:48.092	0:48.564	0:47.579	45
3	16	Ernestas STAPONKUS ASK Vilkyciai	LIT Volkswagen Polo	4 / 1 Race 4	3:21.954 -	0:02.103	<u>0:58.025</u>	0:48.413	0:48.148	0:47.368	42
4	89	Timur SHIGABUTDINOV Set Promotion	RUS Renault Clio	4 / 1 Race 3	3:22.411 -	0:02.560	<u>0:57.736</u>	0:48.207	0:48.342	0:48.126	40
5	50	Nikita MISYULYA Nikita Misyulya	RUS Skoda Fabia	4 / 1 Race 3	3:23.113 -	0:03.262	0:55.254	0:49.066	0:48.862	<u>0:49.931</u>	39
6	23	Krisztian SZABO MGAMS KFT	HUN Skoda Fabia	4 / 1 Race 3	3:24.355 -	0:04.504	<u>0:58.588</u>	0:49.176	0:48.510	0:48.081	38
7	47	Andre KURG Reinsalu Sport	EST Skoda Fabia	4 / 1 Race 1	3:24.629 -	0:04.778	0:54.260	0:47.731	0:49.668	<u>0:52.970</u>	37
8	92	Andréa DUBOURG Andréa Dubourg	FRA Renault Clio	4 / 1 Race 4	3:24.659 -	0:04.808	0:53.523	0:48.954	0:48.836	<u>0:53.346</u>	36
9	20	Siim SALURI RS Racing Team	EST Renault Twingo	4 / 1 Race 2	3:25.996 -	0:06.145	0:55.078	0:48.716	0:49.351	<u>0:52.851</u>	35
10	84	Davide MEDICI Davide Medici	ITA Renault Clio	4 / 1 Race 1	3:26.325 -	0:06.474	<u>0:57.988</u>	0:51.049	0:49.119	0:48.169	34
11	3	Pavel VIMMER Pavel Vimmer	CZE Skoda Fabia	4 / 1 Race 2	3:27.902 -	0:08.051	<u>0:58.721</u>	0:49.805	0:49.732	0:49.644	33
12	8	Andreas STEFFEN Andreas Steffen	DEU Skoda Fabia	4 / 1 Race 2	3:28.270 -	0:08.419	0:57.305	<u>0:51.967</u>	0:49.687	0:49.311	32
13	18	L. "LUIGI" O.ZS. Racing Team	HUN Skoda Fabia	4 / 1 Race 3	3:33.174 -	0:13.323	0:56.701	0:49.641	<u>0:55.147</u>	0:51.685	31
14	25	Karoliina LEPPihalme Set Promotion	FIN Renault Twingo	4 / 1 Race 2	3:33.961 -	0:14.110	<u>1:00.857</u>	0:51.683	0:50.868	0:50.553	30
15	5	Ondrej SMETANA LS Racing Czech National Team	CZE Ford Fiesta	4 / 1 Race 3	3:37.218 -	0:17.367	0:56.133	<u>0:54.740</u>	0:53.080	0:53.265	29
16	38	Mandie AUGUST ALL-INKL.COM Münnich Motorsport	DEU Skoda Fabia	4 / 1 Race 1	3:45.707 -	0:25.856	0:57.241	<u>1:06.535</u>	0:50.884	0:51.047	28
DNF	11	Davy VAN DEN BRANDEN OTRT	BEL Citroën DS3	2 / 0 Race 2	- -	+2 LAP	0:56.351	0:49.323			25
EXC	2	Ulrik LINNEMANN Ulrik Linnemann	DNK Peugeot 208	4 / 1 Race 4	- -	-	0:53.801	0:48.962	<u>0:52.723</u>	0:48.577	0

Steward decision Nr. 1: #2 Excluded

These results are provisional until the conclusion of any judicial and technical inquires.

Pista Internacional de Montalegre(945/1050)

Published at...	Clerk of the Course Antonio PUREZA	Timekeeper Peter MAJOSHAZI	
-----------------	---------------------------------------	-------------------------------	--

Printed: 4/25/2015 6:13:24 PM

Page 1 of 1

Super1600

SS - 08

Result after Heat 2

Pos. No.	Driver Competitor/Entrant	Nat. Car Ch.	Heat 1	Heat 2	Heat 3	Heat 4	Heat Sum	Int. Pt.	SF1	SF2	Final	Ch. Pt.	Ch Sum
1 99	Janis BAUMANIS Set Promotion	LVA Renault Twingo	45 (2.) 3:09.953	50 (1.) 3:19.851			95						
2 2	Ulrik LINNEMANN Ulrik Linnemann	DNK Peugeot 208	50 (1.) 3:09.673	38 (6.) 3:24.063			88						
3 10	Janno LIGUR Ligur Racing	EST Skoda Fabia	39 (5.) 3:11.922	45 (2.) 3:21.363			84						
4 16	Ernestas STAPONKUS ASK Vilkyciai	LIT Volkswagen Polo	42 (3.) 3:11.337	42 (3.) 3:21.954			84						
5 89	Timur SHIGABUTDINOV Set Promotion	RUS Renault Clio	36 (8.) 3:12.830	40 (4.) 3:22.411			76						
6 50	Nikita MISYULYA Nikita Misyulya	RUS Skoda Fabia	37 (7.) 3:12.778	39 (5.) 3:23.113			76						
7 92	Andréa DUBOURG Andréa Dubourg	FRA Renault Clio	40 (4.) 3:11.491	35 (9.) 3:24.659			75						
8 23	Krisztian SZABO MGAMS KFT	HUN Skoda Fabia	34 (10.) 3:14.445	37 (7.) 3:24.355			71						
9 5	Ondrej SMETANA LS Racing Czech National Team	CZE Ford Fiesta	38 (6.) 3:12.709	28 (16.) 3:37.218			66						
10 18	L. "LUIGI" O.ZS. Racing Team	HUN Skoda Fabia	35 (9.) 3:13.754	30 (14.) 3:33.174			65						
11 47	Andre KURG Reinsalu Sport	EST Skoda Fabia	28 (16.) 3:23.958	36 (8.) 3:24.629			64						
12 20	Siim SALURI RS Racing Team	EST Renault Twingo	30 (14.) 3:18.110	34 (10.) 3:25.996			64						
13 3	Pavel VIMMER Pavel Vimmer	CZE Skoda Fabia	32 (12.) 3:15.519	32 (12.) 3:27.902			64						
14 8	Andreas STEFFEN Andreas Steffen	DEU Skoda Fabia	31 (13.) 3:15.679	31 (13.) 3:28.270			62						
15 84	Davide MEDICI Davide Medici	ITA Renault Clio	25 (18.) DNF	33 (11.) 3:26.325			58						
16 25	Karoliina LEPPihalme Set Promotion	FIN Renault Twingo	29 (15.) 3:19.166	29 (15.) 3:33.961			58						
17 11	Davy VAN DEN BRANDEN OTRT	BEL Citroën DS3	33 (11.) 3:14.528	25 (18.) DNF			58						
18 38	Mandie AUGUST ALL-INKL.COM Münnich Motorsport	DEU Skoda Fabia	27 (17.) 3:31.178	27 (17.) 3:45.707			54						

18 drivers

-
-

These results are provisional until the conclusion of any judicial and technical inquiries.

Pista Internacional de Montalegre(945/1050)

Published at...	Clerk of the Course Antonio PUREZA	Timekeeper Peter MAJOSHAZI	
-----------------	---------------------------------------	-------------------------------	--

Printed: 4/25/2015 4:12:44 PM

Page 1 of 1

Super1600

SS - 09

Result of Heat 3

Pos.	No.	Driver Competitor/Entrant	Nat. Car Ch.	Laps/Joker Race Nr.	Total Tm Notice	Diff	Lap1	Lap2	Lap3	Lap4	Pts.
1	2	Ulrik LINNEMANN Ulrik Linnemann	DNK Peugeot 208	4 / 1 Race 3	3:15.286 -		0:51.692	0:46.991	<u>0:49.943</u>	0:46.660	50
2	99	Janis BAUMANIS Set Promotion	LVA Renault Twingo	4 / 1 Race 4	3:17.744 -	0:02.458	0:52.631	0:46.580	0:46.842	<u>0:51.691</u>	45
3	5	Ondrej SMETANA LS Racing Czech National Team	CZE Ford Fiesta	4 / 1 Race 1	3:21.614 -	0:06.328	0:55.222	0:47.478	0:48.371	<u>0:50.543</u>	42
4	89	Timur SHIGABUTDINOV Set Promotion	RUS Renault Clio	4 / 1 Race 4	3:22.333 -	0:07.047	<u>0:56.087</u>	0:47.542	0:50.978	0:47.726	40
5	16	Ernestas STAPONKUS ASK Vilkyciai	LIT Volkswagen Polo	4 / 1 Race 4	3:23.241 -	0:07.955	<u>0:58.004</u>	0:47.374	0:49.827	0:48.036	39
6	11	Davy VAN DEN BRANDEN OTRT	BEL Citroën DS3	4 / 1 Race 1	3:23.366 -	0:08.080	0:56.448	0:48.142	0:48.002	<u>0:50.774</u>	38
7	8	Andreas STEFFEN Andreas Steffen	DEU Skoda Fabia	4 / 1 Race 2	3:23.495 -	0:08.209	0:55.158	<u>0:51.658</u>	0:48.718	0:47.961	37
8	92	Andréa DUBOURG Andréa Dubourg	FRA Renault Clio	4 / 1 Race 3	3:24.111 -	0:08.825	<u>1:00.032</u>	0:48.531	0:48.300	0:47.248	36
9	3	Pavel VIMMER Pavel Vimmer	CZE Skoda Fabia	4 / 1 Race 2	3:24.971 -	0:09.685	0:54.193	0:48.224	<u>0:52.804</u>	0:49.750	35
10	25	Karoliina LEPPihalme Set Promotion	FIN Renault Twingo	4 / 1 Race 1	3:26.445 -	0:11.159	0:57.151	<u>0:52.283</u>	0:48.495	0:48.516	34
11	18	L "LUIGI" O.ZS. Racing Team	HUN Skoda Fabia	4 / 1 Race 2	3:26.544 -	0:11.258	<u>0:57.168</u>	0:48.870	0:49.965	0:50.541	33
12	84	Davide MEDICI Davide Medici	ITA Renault Clio	4 / 1 Race 2	3:28.230 -	0:12.944	<u>0:58.104</u>	0:48.290	0:50.753	0:51.083	32
13	50	Nikita MISYULYA Nikita Misyulya	RUS Skoda Fabia	4 / 1 Race 4	3:29.141 -	0:13.855	<u>0:57.208</u>	0:46.695	0:51.611	0:53.627	31
14	10	Janno LIGUR Ligur Racing	EST Skoda Fabia	4 / 1 Race 4	3:29.760 -	0:14.474	1:01.983	<u>0:50.714</u>	0:48.200	0:48.863	30
15	23	Krisztian SZABO MGAMS KFT	HUN Skoda Fabia	4 / 1 Race 3	3:33.861 -	0:18.575	<u>1:01.129</u>	0:55.148	0:49.010	0:48.574	29
16	47	Andre KURG Reinsalu Sport	EST Skoda Fabia	4 / 1 Race 3	3:43.957 -	0:28.671	0:58.604	1:01.079	<u>0:54.388</u>	0:49.886	28
17	20	Siim SALURI RS Racing Team	EST Renault Twingo	4 / 1 Race 3	3:51.479 -	0:36.193	<u>0:59.719</u>	0:54.667	0:58.047	0:59.046	27
DNS	38	Mandie AUGUST ALL-INKL.COM Münnich Motorsport	DEU Skoda Fabia	0 / 0 Race	-	-	-	-	-	-	0

These results are provisional until the conclusion of any judicial and technical inquires.

Pista Internacional de Montalegre(945/1050)

Published at...	Clerk of the Course Antonio PUREZA	Timekeeper Peter MAJOSHAZI	
-----------------	---------------------------------------	-------------------------------	--

Printed: 4/25/2015 5:02:56 PM

Page 1 of 1

Super1600

SS - 07

Provisional Grid Sheet for Heat 3 (Right Pole)

P5	P4	P3	P2	POLE
Race 1				
		11	38	5
Race 2				
25	18	8	3	84
Race 3				
20	92	47	23	2
Race 4				
50	89	16	10	99

R1

5 Ondrej SMETANA CZE
38 Mandie AUGUST DEU
11 Davy VAN DEN BRANDEN BEL

R2

84 Davide MEDICI ITA
3 Pavel VIMMER CZE
8 Andreas STEFFEN DEU
18 L. "LUIGI" HUN
25 Karoliina LEPPihalme FIN

R3

2 Ulrik LINNEMANN DNK
23 Krisztian SZABO HUN
47 Andre KURG EST
92 Andréa DUBOURG FRA
20 Siim SALURI EST

R4

99 Janis BAUMANIS LVA
10 Janno LIGUR EST
16 Ernestas STAPONKUS LIT
89 Timur SHIGABUTDINOV RUS
50 Nikita MISYULYA RUS

These results are provisional until the conclusion of any judicial and technical inquiries.

Pista Internacional de Montalegre(945/1050)

Published at...	Clerk of the Course Antonio PUREZA	Timekeeper Peter MAJOSHAZI	
-----------------	---------------------------------------	-------------------------------	--

Printed: 4/25/2015 4:12:17 PM

Page 1 of 1

Super1600

SS - 12

Result after Heat 3

Modified

Pos. No.	Driver Competitor/Entrant	Nat. Car Ch.	Heat 1	Heat 2	Heat 3	Heat 4	Heat Sum	Int. Pt.	SF1	SF2	Final	Ch. Pt.	Ch Sum
1 99	Janis BAUMANIS Set Promotion	LVA Renault Twingo	45 (2.) 3:09.953	50 (1.) 3:19.851	45 (2.) 3:17.744		140						
2 16	Ernestas STAPONKUS ASK Vilkyčiai	LIT Volkswagen Polo	42 (3.) 3:11.337	42 (3.) 3:21.954	39 (5.) 3:23.241		123						
3 89	Timur SHIGABUTDINOV Set Promotion	RUS Renault Clio	36 (8.) 3:12.830	40 (4.) 3:22.411	40 (4.) 3:22.333		116						
4 10	Janno LIGUR Ligur Racing	EST Skoda Fabia	39 (5.) 3:11.922	45 (2.) 3:21.363	30 (14.) 3:29.760		114						
5 92	Andréa DUBOURG Andréa Dubourg	FRA Renault Clio	40 (4.) 3:11.491	36 (8.) 3:24.659	36 (8.) 3:24.111		112						
6 5	Ondrej SMETANA LS Racing Czech National Team	CZE Ford Fiesta	38 (6.) 3:12.709	29 (15.) 3:37.218	42 (3.) 3:21.614		109						
7 50	Nikita MISYULYA Nikita Misyulya	RUS Skoda Fabia	37 (7.) 3:12.778	39 (5.) 3:23.113	31 (13.) 3:29.141		107						
8 23	Krisztian SZABO MGAMS KFT	HUN Skoda Fabia	34 (10.) 3:14.445	38 (6.) 3:24.355	29 (15.) 3:33.861		101						
9 2	Ulrik LINNEMANN Ulrik Linnemann	DNK Peugeot 208	50 (1.) 3:09.673	0 (18.) EXC	50 (1.) 3:15.286		100						
10 8	Andreas STEFFEN Andreas Steffen	DEU Skoda Fabia	31 (13.) 3:15.679	32 (12.) 3:28.270	37 (7.) 3:23.495		100						
11 3	Pavel VIMMER Pavel Vimmer	CZE Skoda Fabia	32 (12.) 3:15.519	33 (11.) 3:27.902	35 (9.) 3:24.971		100						
12 18	L. "LUIGI" O.ZS. Racing Team	HUN Skoda Fabia	35 (9.) 3:13.754	31 (13.) 3:33.174	33 (11.) 3:26.544		99						
13 11	Davy VAN DEN BRANDEN OTRT	BEL Citroën DS3	33 (11.) 3:14.528	25 (17.) DNF	38 (6.) 3:23.366		96						
14 25	Karoliina LEPPihalme Set Promotion	FIN Renault Twingo	29 (15.) 3:19.166	30 (14.) 3:33.961	34 (10.) 3:26.445		93						
15 47	Andre KURG Reinsalu Sport	EST Skoda Fabia	28 (16.) 3:23.958	37 (7.) 3:24.629	28 (16.) 3:43.957		93						
16 20	Siim SALURI RS Racing Team	EST Renault Twingo	30 (14.) 3:18.110	35 (9.) 3:25.996	27 (17.) 3:51.479		92						
17 84	Davide MEDICI Davide Medici	ITA Renault Clio	25 (18.) DNF	34 (10.) 3:26.325	32 (12.) 3:28.230		91						
18 38	Mandie AUGUST ALL-INKL.COM Münnich Motorsport	DEU Skoda Fabia	27 (17.) 3:31.178	28 (16.) 3:45.707	0 (18.) DNS		55						

18 drivers

-
-

These results are provisional until the conclusion of any judicial and technical inquiries.

Pista Internacional de Montalegre(945/1050)

Published at...	Clerk of the Course Antonio PUREZA	Timekeeper Peter MAJOSHAZI	
-----------------	---------------------------------------	-------------------------------	--

Printed: 4/25/2015 6:15:14 PM

Page 1 of 1

Super1600

SS - 14

Warm-up Lap Times

Pos.	No.	Driver Competitor/Entrant	Nat.	Car Ch.	Best lap	Diff	Laps	Lap1 Lap5	Lap 2 Lap 6	Lap3 Lap7	Lap4 Lap8
1	89	Timur SHIGABUTDINOV Set Promotion	RUS	Renault Clio	0:50.955		8	0:58.648 0:52.792	0:53.232 1:31.820	6:39.709 0:54.901	0:53.406 0:50.955
2	99	Janis BAUMANIS Set Promotion	LVA	Renault Twingo	0:52.090	0:01.135	5	0:59.039 0:52.090	0:57.324	9:48.346	0:54.275
3	10	Janno LIGUR Ligur Racing	EST	Skoda Fabia	0:52.495	0:01.540	5	0:58.974 0:57.262	0:56.247	7:26.145	0:52.495
4	20	Siim SALURI RS Racing Team	EST	Renault Twingo	0:52.639	0:01.684	8	0:59.424 0:58.112	1:03.049 1:39.408	8:07.553 0:54.676	0:56.602 0:52.639
5	18	L. "LUIGI" O.ZS. Racing Team	HUN	Skoda Fabia	0:52.853	0:01.898	7	1:08.544 6:26.092	2:35.523 0:57.056	0:53.452 0:52.853	0:53.266
6	5	Ondrej SMETANA LS Racing Czech National Team	CZE	Ford Fiesta	0:54.349	0:03.394	2	0:55.651	0:54.349		
7	3	Pavel VIMMER Pavel Vimmer	CZE	Skoda Fabia	0:56.202	0:05.247	2	0:56.202	0:58.299		
8	92	Andréa DUBOURG Andréa Dubourg	FRA	Renault Clio	0:56.407	0:05.452	2	0:58.008	0:56.407		
9	25	Karoliina LEPPihalme Set Promotion	FIN	Renault Twingo	0:56.490	0:05.535	4	1:03.719	2:40.562	0:58.326	0:56.490
10	16	Ernestas STAPONKUS ASK Vilkyčiai	LIT	Volkswagen Polo	0:57.299	0:06.344	2	0:57.299	0:57.950		
11	2	Ulrik LINNEMANN Ulrik Linnemann	DNK	Peugeot 208	0:58.101	0:07.146	2	1:03.494	0:58.101		
12	84	Davide MEDICI Davide Medici	ITA	Renault Clio	0:58.745	0:07.790	5	1:01.295 0:58.745	0:59.139	8:10.780	1:03.763
13	8	Andreas STEFFEN Andreas Steffen	DEU	Skoda Fabia	0:59.146	0:08.191	2	1:08.633	0:59.146		
14	38	Mandie AUGUST ALL-INKL.COM Münnich Motorsport	DEU	Skoda Fabia	1:01.077	0:10.122	2	1:01.077	1:01.993		
15	11	Davy VAN DEN BRANDEN OTRT	BEL	Citröen DS3	1:06.149	0:15.194	2	1:06.149	2:07.300		
16	47	Andre KURG Reinsalu Sport	EST	Skoda Fabia	1:09.369	0:18.414	2	1:12.900	1:09.369		
17	50	Nikita MISYULYA Nikita Misyulya	RUS	Skoda Fabia	9:31.016	8:40.061	2	9:31.016	4:35.768		
18	23	Krisztian SZABO MGAMS KFT	HUN	Skoda Fabia	1:50.094	0:59.139	1	1:50.094			

Total:18 Drivers included DNS: 0 ,DNF: 0 , EXC: 0

These results are provisional until the conclusion of any judicial and technical inquiries.

Pista Internacional de Montalegre(945/1050)

Published at...	Clerk of the Course Antonio PUREZA	Timekeeper Peter MAJOSHAZI	
-----------------	---------------------------------------	-------------------------------	--

Printed: 4/26/2015 10:30:59 AM

Page 1 of 1

Super1600

SS - 13

Provisional Grid Sheet for Heat 4 (Right Pole)

P5	P4	P3	P2	POLE
Race 1				
		38	20	47
Race 2				
23	10	50	84	18
Race 3				
25	3	92	8	11
Race 4				
16	89	5	99	2

R1

47 Andre KURG EST
 20 Siim SALURI EST
 38 Mandie AUGUST DEU

R2

18 L. "LUIGI" HUN
 84 Davide MEDICI ITA
 50 Nikita MISYULYA RUS
 10 Janno LIGUR EST
 23 Krisztian SZABO HUN

R3

11 Davy VAN DEN BRANDEN BEL
 8 Andreas STEFFEN DEU
 92 Andréa DUBOURG FRA
 3 Pavel VIMMER CZE
 25 Karoliina LEPPihalme FIN

R4

2 Ulrik LINNEMANN DNK
 99 Janis BAUMANIS LVA
 5 Ondrej SMETANA CZE
 89 Timur SHIGABUTDINOV RUS
 16 Ernestas STAPONKUS LIT

These results are provisional until the conclusion of any judicial and technical inquiries.

Pista Internacional de Montalegre(945/1050)

Published at...	Clerk of the Course Antonio PUREZA	Timekeeper Peter MAJOSHAZI	
-----------------	---------------------------------------	-------------------------------	--

Printed: 4/26/2015 9:42:56 AM

Page 1 of 1

Super1600

SS - 15

Result of Heat 4

Pos.	No.	Driver Competitor/Entrant	Nat. Car Ch.	Laps/Joker Race Nr.	Total Tm Notice	Diff	Lap1	Lap2	Lap3	Lap4	Pts.
1	5	Ondrej SMETANA LS Racing Czech National Team	CZE Ford Fiesta	4 / 1 Race 4	3:17.196 -		<u>0:55.530</u>	0:47.495	0:46.896	0:47.275	50
2	89	Timur SHIGABUTDINOV Set Promotion	RUS Renault Clio	4 / 1 Race 4	3:18.413 -	0:01.217	<u>0:56.217</u>	0:47.460	0:47.406	0:47.330	45
3	92	Andréa DUBOURG Andréa Dubourg	FRA Renault Clio	4 / 1 Race 3	3:19.381 -	0:02.185	<u>0:57.016</u>	0:47.356	0:47.886	0:47.123	42
4	99	Janis BAUMANIS Set Promotion	LVA Renault Twingo	4 / 1 Race 4	3:19.686 -	0:02.490	0:53.037	0:48.022	0:47.449	<u>0:51.178</u>	40
5	16	Ernestas STAPONKUS ASK Vilkyčiai	LIT Volkswagen Polo	4 / 1 Race 4	3:20.549 -	0:03.353	<u>0:56.655</u>	0:48.072	0:47.265	0:48.557	39
6	2	Ulrik LINNEMANN Ulrik Linnemann	DNK Peugeot 208	4 / 1 Race 4	3:20.789 -	0:03.593	0:53.301	<u>0:51.856</u>	0:47.675	0:47.957	38
7	23	Krisztian SZABO MGAMS KFT	HUN Skoda Fabia	4 / 1 Race 2	3:22.789 -	0:05.593	<u>0:56.555</u>	0:48.462	0:50.360	0:47.412	37
8	8	Andreas STEFFEN Andreas Steffen	DEU Skoda Fabia	4 / 1 Race 3	3:22.980 -	0:05.784	0:53.864	0:49.514	0:47.844	<u>0:51.758</u>	36
9	3	Pavel VIMMER Pavel Vimmer	CZE Skoda Fabia	4 / 1 Race 3	3:23.804 -	0:06.608	<u>0:58.182</u>	0:49.053	0:48.647	0:47.922	35
10	10	Janno LIGUR Ligur Racing	EST Skoda Fabia	4 / 1 Race 2	3:24.241 -	0:07.045	0:55.783	<u>0:51.450</u>	0:48.534	0:48.474	34
11	18	L "LUIGI" O.ZS. Racing Team	HUN Skoda Fabia	4 / 1 Race 2	3:25.250 -	0:08.054	0:53.935	0:48.374	0:50.320	<u>0:52.621</u>	33
12	25	Karoliina LEPPihalme Set Promotion	FIN Renault Twingo	4 / 1 Race 3	3:25.476 -	0:08.280	<u>0:59.143</u>	0:49.384	0:48.748	0:48.201	32
13	84	Davide MEDICI Davide Medici	ITA Renault Clio	4 / 1 Race 2	3:26.502 -	0:09.306	<u>0:57.819</u>	0:48.897	0:50.149	0:49.637	31
14	11	Davy VAN DEN BRANDEN OTRT	BEL Citroën DS3	4 / 1 Race 3	3:27.799 -	0:10.603	0:55.894	<u>0:53.179</u>	0:49.419	0:49.307	30
15	20	Siim SALURI RS Racing Team	EST Renault Twingo	4 / 1 Race 1	3:28.156 -	0:10.960	0:56.060	0:49.891	<u>0:52.376</u>	0:49.829	29
16	47	Andre KURG Reinsalu Sport	EST Skoda Fabia	4 / 1 Race 1	3:28.657 -	0:11.461	0:56.876	<u>0:53.652</u>	0:49.249	0:48.880	28
17	38	Mandie AUGUST ALL-INKL.COM Münnich Motorsport	DEU Skoda Fabia	4 / 2 Race 1	3:34.230 -	0:17.034	0:59.107	0:50.981	<u>0:53.335</u>	0:50.807	27
18	50	Nikita MISYULYA Nikita Misyulya	RUS Skoda Fabia	4 / 1 Race 2	3:35.993 -	0:18.797	0:54.728	0:49.319	0:50.555	<u>1:01.391</u>	26

These results are provisional until the conclusion of any judicial and technical inquires.

Pista Internacional de Montalegre(945/1050)

Published at...	Clerk of the Course Antonio PUREZA	Timekeeper Peter MAJOSHAZI	
-----------------	---------------------------------------	-------------------------------	--

Printed: 4/26/2015 11:19:17 AM

Page 1 of 1

Super1600

SS - 15




Intermediate Classification

Pos. No.	Driver Competitor/Entrant	Nat. Car	Heat 1	Heat 2	Heat 3	Heat 4	Heat Sum	Int. Pt.	SF1	SF2	Final	Ch. Pt.
1 99	Janis BAUMANIS Set Promotion	LVA Renault Twingo	45 3:09.953	50 3:19.851	45 3:17.744	40 3:19.686	180	16				
2 16	Ernestas STAPONKUS ASK Vilkyčiai	LIT Volkswagen Polo	42 3:11.337	42 3:21.954	39 3:23.241	39 3:20.549	162	15				
3 89	Timur SHIGABUTDINOV Set Promotion	RUS Renault Clio	36 3:12.830	40 3:22.411	40 3:22.333	45 3:18.413	161	14				
4 5	Ondrej SMETANA LS Racing Czech National Team	CZE Ford Fiesta	38 3:12.709	29 3:37.218	42 3:21.614	50 3:17.196	159	13				
5 92	Andréa DUBOURG Andréa Dubourg	FRA Renault Clio	40 3:11.491	36 3:24.659	36 3:24.111	42 3:19.381	154	12				
6 10	Janno LIGUR Ligur Racing	EST Skoda Fabia	39 3:11.922	45 3:21.363	30 3:29.760	34 3:24.241	148	11				
7 2	Ulrik LINNEMANN Ulrik Linnemann	DNK Peugeot 208	50 3:09.673	0 EXC	50 3:15.286	38 3:20.789	138	10				
8 23	Krisztian SZABO MGAMS KFT	HUN Skoda Fabia	34 3:14.445	38 3:24.355	29 3:33.861	37 3:22.789	138	9				
9 8	Andreas STEFFEN Andreas Steffen	DEU Skoda Fabia	31 3:15.679	32 3:28.270	37 3:23.495	36 3:22.980	136	8				
10 3	Pavel VIMMER Pavel Vimmer	CZE Skoda Fabia	32 3:15.519	33 3:27.902	35 3:24.971	35 3:23.804	135	7				
11 50	Nikita MISYULYA Nikita Misyulya	RUS Skoda Fabia	37 3:12.778	39 3:23.113	31 3:29.141	26 3:35.993	133	6				
12 18	L. "LUIGI" O.ZS. Racing Team	HUN Skoda Fabia	35 3:13.754	31 3:33.174	33 3:26.544	33 3:25.250	132	5				
13 11	Davy VAN DEN BRANDEN OTRT	BEL Citroën DS3	33 3:14.528	25 DNF	38 3:23.366	30 3:27.799	126	4				
14 25	Karoliina LEPPihalme Set Promotion	FIN Renault Twingo	29 3:19.166	30 3:33.961	34 3:26.445	32 3:25.476	125	3				
15 84	Davide MEDICI Davide Medici	ITA Renault Clio	25 DNF	34 3:26.325	32 3:28.230	31 3:26.502	122	2				
16 20	Siim SALURI RS Racing Team	EST Renault Twingo	30 3:18.110	35 3:25.996	27 3:51.479	29 3:28.156	121	1				
17 47	Andre KURG Reinsalu Sport	EST Skoda Fabia	28 3:23.958	37 3:24.629	28 3:43.957	28 3:28.657	121	0				
18 38	Mandie AUGUST ALL-INKL.COM Münnich Motorsport	DEU Skoda Fabia	27 3:31.178	28 3:45.707	0 DNS	27 3:34.230	82	0				

18 drivers

These results are provisional until the conclusion of any judicial and technical inquires.

Pista Internacional de Montalegre(945/1050)

Published at...	Clerk of the Course Antonio PUREZA 	Timekeeper Peter MAJOSHAZI 	
-----------------	---------------------------------------------------------------------------------------------------------------------------	---------------------------------------------------------------------------------------------------------------------	---------------------------------------------------------------------------------------

Printed: 4/26/2015 11:21:57 AM

Page 1 of 1

Super1600

SS - 16

Provisional Grid for Semi-Finals

Semi-Final 1

Row 1

99	Janis BAUMANIS Set Promotion	LVA	Renault Twingo Super1600
89	Timur SHIGABUTDINOV Set Promotion	RUS	Renault Clio Super1600

Sporting Regulation 15.6.3 : If a driver is unable to take his place in a Semi-Final, he will be substituted by the next qualifier (the highest placed driver in the intermediate classification not already in the Semi-Finals). Any such substitute(s) will take the last place(s) on the grid with those ahead of them moving up to fill the place left by the non-starter(s).

Row 2

92	Andréa DUBOURG Andréa Dubourg	FRA	Renault Clio Super1600
2	Ulrik LINNEMANN Ulrik Linnemann	DNK	Peugeot 208 Super1600

Row 3

8	Andreas STEFFEN Andreas Steffen	DEU	Skoda Fabia Super1600
50	Nikita MISYULYA Nikita Misyulya	RUS	Skoda Fabia Super1600

Semi-Final 2

Row 1

16	Ernestas STAPONKUS ASK Vilkyčiai	LIT	Volkswagen Polo Super1600
5	Ondrej SMETANA LS Racing Czech National Team	CZE	Ford Fiesta Super1600

Row 2

10	Janno LIGUR Ligur Racing	EST	Skoda Fabia Super1600
23	Krisztian SZABO MGAMS KFT	HUN	Skoda Fabia Super1600

Row 3

3	Pavel VIMMER Pavel Vimmer	CZE	Skoda Fabia Super1600
18	L. "LUIGI" O.ZS. Racing Team	HUN	Skoda Fabia Super1600

Next qualifier (13-)

13	11 Davy VAN DEN BRANDEN	BEL
14	25 Karoliina LEPPihalme	FIN
15	84 Davide MEDICI	ITA
16	20 Siim SALURI	EST
17	47 Andre KURG	EST
18	38 Mandie AUGUST	DEU

These results are provisional until the conclusion of any judicial and technical inquiries.

Pista Internacional de Montalegre(945/1050)

Published at...	Clerk of the Course Antonio PUREZA	Timekeeper Peter MAJOSHAZI	
-----------------	---------------------------------------	-------------------------------	--

Printed: 4/26/2015 11:43:20 AM

Page 1 of 1

Super1600

SS - 18

Results of Semi-finals

Semi-final 1

Pos.	No.	Driver Competitor/Entrant	Nat. Car	Laps	Total Tm Notice	Diff	JL	Lap1 Lap5	Lap 2 Lap 6	Lap3 Lap7	Lap4 Lap8	Ch. Pt.
1	92	Andréa DUBOURG Andréa Dubourg	FRA Renault Clio	6	4:26.912 -		1	<u>0:52.884</u> 0:42.716	0:42.902 0:42.720	0:42.740	0:42.950	6
2	50	Nikita MISYULYA Nikita Misyulya	RUS Skoda Fabia	6	4:27.604 -	0:00.692	1	<u>0:53.592</u> 0:42.571	0:42.664 0:42.731	0:43.135	0:42.911	5
3	99	Janis BAUMANIS Set Promotion	LVA Renault Twingo	6	4:28.686 -	0:01.774	1	0:49.873 0:42.903	0:43.503 <u>0:46.393</u>	0:43.328	0:42.686	4
4	89	Timur SHIGABUTDINOV Set Promotion	RUS Renault Clio	6	4:29.061 -	0:02.149	1	0:49.326 0:42.966	0:43.579 0:43.309	0:43.126	<u>0:46.755</u>	3
5	2	Ulrik LINNEMANN Ulrik Linnemann	DNK Peugeot 208	6	4:29.542 -	0:02.630	1	<u>0:53.889</u> 0:42.903	0:43.293 0:43.321	0:42.989	0:43.147	2
6	8	Andreas STEFFEN Andreas Steffen	DEU Skoda Fabia	6	4:30.306 -	0:03.394	1	0:50.565 0:42.847	0:43.817 <u>0:46.669</u>	0:43.034	0:43.374	1

Semi-final 2

Pos.	No.	Driver Competitor/Entrant	Nat. Car	Laps	Total Tm Notice	Diff	JL	Lap1 Lap5	Lap 2 Lap 6	Lap3 Lap7	Lap4 Lap8	Ch. Pt.
1	23	Krisztian SZABO MGAMS KFT	HUN Skoda Fabia	6	4:28.859 -		1	<u>0:53.413</u> 0:42.612	0:43.343 0:42.906	0:43.370	0:43.215	6
2	5	Ondrej SMETANA LS Racing Czech National Team	CZE Ford Fiesta	6	4:31.036 -	0:02.177	1	0:49.939 0:43.438	0:44.125 <u>0:46.460</u>	0:43.401	0:43.673	5
3	16	Ernestas STAPONKUS ASK Vilkyčiai	LIT Volkswagen Polo	6	4:32.666 -	0:03.807	1	0:50.603 0:43.555	0:44.139 <u>0:47.380</u>	0:43.404	0:43.585	4
4	18	L. "LUIGI" O.ZS. Racing Team	HUN Skoda Fabia	6	4:33.344 -	0:04.485	1	<u>0:53.142</u> 0:43.319	0:44.935 0:44.975	0:43.498	0:43.475	3
5	10	Janno LIGUR Ligur Racing	EST Skoda Fabia	6	4:33.521 -	0:04.662	1	<u>0:53.729</u> 0:43.217	0:44.619 0:44.808	0:43.630	0:43.518	2
6	3	Pavel VIMMER Pavel Vimmer	CZE Skoda Fabia	6	4:38.040 -	0:09.181	1	0:51.236 0:44.942	<u>0:47.780</u> 0:46.320	0:43.898	0:43.864	1

These results are provisional until the conclusion of any judicial and technical inquires.

Pista Internacional de Montalegre(945/1050)

Published at...	Clerk of the Course Antonio PUREZA	Timekeeper Peter MAJOSHAZI	
-----------------	---------------------------------------	-------------------------------	--

Printed: 4/26/2015 1:02:39 PM

Page 1 of 1

Super1600

SS - 19

Provisional Grid for-Final

Final

Row 1

92	Andréa DUBOURG Andréa Dubourg	FRA	Renault Clio Super1600
23	Krisztian SZABO MGAMS KFT	HUN	Skoda Fabia Super1600

Row 2

5	Ondrej SMETANA LS Racing Czech National Team	CZE	Ford Fiesta Super1600
50	Nikita MISYULYA Nikita Misyulya	RUS	Skoda Fabia Super1600

Row 3

99	Janis BAUMANIS Set Promotion	LVA	Renault Twingo Super1600
16	Ernestas STAPONKUS ASK Vilkyčiai	LIT	Volkswagen Polo Super1600

Sporting Regulation 15.6.4 : If a driver is unable to take his place in the Final, he will be substituted by the next qualifier (the Semi-finalist with the highest points score in the event who is not already in the Final).

Next qualifier (7-)

89 Timur SHIGABUTDINOV	RUS	17
10 Janno LIGUR	EST	13
2 Ulrik LINNEMANN	DNK	12
8 Andreas STEFFEN	DEU	9
18 L. "LUIGI"	HUN	8
3 Pavel VIMMER	CZE	8

These results are provisional until the conclusion of any judicial and technical inquiries.

Pista Internacional de Montalegre(945/1050)

Published at...	Clerk of the Course Antonio PUREZA	Timekeeper Peter MAJOSHAZI	
-----------------	---------------------------------------	-------------------------------	--

Printed: 4/26/2015 1:04:33 PM

Page 1 of 1

Super1600

SS - 20

Result of Final

Modified

Pos.	No.	Driver Competitor/Entrant	Nat.	Car	Laps	Total Tm	Diff	JL	Lap1 Lap5	Lap 2 Lap 6	Lap3 Lap7	Lap4 Lap8	Ch. Pt.
1	23	Krisztian SZABO MGAMS KFT	HUN	Skoda Fabia	6	4:26.914		1	<u>0:51.419</u> 0:42.831	0:43.323 0:42.912	0:43.357	0:43.072	8
2	92	Andréa DUBOURG Andréa Dubourg	FRA	Renault Clio	6	4:28.462	0:01.548	1	0:48.464 0:43.090	0:43.107 <u>0:47.670</u>	0:42.986	0:43.145	5
3	99	Janis BAUMANIS Set Promotion	LVA	Renault Twingo	6	4:29.061	0:02.147	1	<u>0:52.030</u> 0:42.775	0:43.264 0:44.633	0:43.357	0:43.002	4
4	5	Ondrej SMETANA LS Racing Czech National Team	CZE	Ford Fiesta	6	4:32.674	0:05.760	1	0:49.844 0:43.715	0:43.774 0:43.559	<u>0:48.263</u>	0:43.519	3
5	16	Ernestas STAPONKUS ASK Vilkyčiai	LIT	Volkswagen Polo	6	4:35.074	0:08.160	1	<u>0:52.721</u> 0:46.977	0:43.433 0:45.083	0:43.807	0:43.053	2
EXC	50	Nikita MISYULYA Nikita Misyulya	RUS	Skoda Fabia	6	4:31.754	-	1	<u>0:51.639</u> 0:44.310	0:45.508 0:43.298	0:44.285	0:42.714	0

#50 Black Flag

These results are provisional until the conclusion of any judicial and technical inquiries.

Pista Internacional de Montalegre(945/1050)

Published at...	Clerk of the Course Antonio PUREZA 	Timekeeper Peter MAJOSHAZI 	
-----------------	---------------------------------------------------------------------------------------------------------------------------	---------------------------------------------------------------------------------------------------------------------	---------------------------------------------------------------------------------------

Printed: 4/26/2015 4:28:51 PM

Page 1 of 1

Super1600

Official results

Pos. No.	Driver Competitor/Entrant	Nat. Car	Heat 1	Heat 2	Heat 3	Heat 4	Heat Sum	Int. Pt.	SF1	SF2	Final	Ch. Pt.
1 23	Krisztian SZABO MGAMS KFT	HUN Skoda Fabia	34 (10.) 3:14.445	38 (6.) 3:24.355	29 (15.) 3:33.861	37 (7.) 3:22.789	138	9		6 (1.) 4:28.859	8 (1.) 4:26.914	23
2 92	Andréa DUBOURG Andréa Dubourg	FRA Renault Clio	40 (4.) 3:11.491	36 (8.) 3:24.659	36 (8.) 3:24.111	42 (3.) 3:19.381	154	12	6 (1.) 4:26.912		5 (2.) 4:28.462	23
3 99	Janis BAUMANIS Set Promotion	LVA Renault Twingo	45 (2.) 3:09.953	50 (1.) 3:19.851	45 (2.) 3:17.744	40 (4.) 3:19.686	180	16	4 (3.) 4:28.686		4 (3.) 4:29.061	24
4 5	Ondrej SMETANA LS Racing Czech National Team	CZE Ford Fiesta	38 (6.) 3:12.709	29 (15.) 3:37.218	42 (3.) 3:21.614	50 (1.) 3:17.196	159	13		5 (2.) 4:31.036	3 (4.) 4:32.674	21
5 16	Ernestas STAPONKUS ASK Vilkyčiai	LTU Volkswagen Polo	42 (3.) 3:11.337	42 (3.) 3:21.954	39 (5.) 3:23.241	39 (5.) 3:20.549	162	15		4 (3.) 4:32.666	2 (5.) 4:35.074	21
6 50	Nikita MISYULYA Nikita Misyulya	RUS Skoda Fabia	37 (7.) 3:12.778	39 (5.) 3:23.113	31 (13.) 3:29.141	26 (18.) 3:35.993	133	6	5 (2.) 4:27.604		0 (6.) 4:31.754	11
7 89	Timur SHIGABUTDINOV Set Promotion	RUS Renault Clio	36 (8.) 3:12.830	40 (4.) 3:22.411	40 (4.) 3:22.333	45 (2.) 3:18.413	161	14	3 (4.) 4:29.061			17
8 10	Janno LIGUR Ligur Racing	EST Skoda Fabia	39 (5.) 3:11.922	45 (2.) 3:21.363	30 (14.) 3:29.760	34 (10.) 3:24.241	148	11		2 (5.) 4:33.521		13
9 2	Ulrik LINNEMANN Ulrik Linnemann	DNK Peugeot 208	50 (1.) 3:09.673	0 (18.) EXC	50 (1.) 3:15.286	38 (6.) 3:20.789	138	10	2 (5.) 4:29.542			12
10 8	Andreas STEFFEN Andreas Steffen	DEU Skoda Fabia	31 (13.) 3:15.679	32 (12.) 3:28.270	37 (7.) 3:23.495	36 (8.) 3:22.980	136	8	1 (6.) 4:30.306			9
11 3	Pavel VIMMER Pavel Vimmer	CZE Skoda Fabia	32 (12.) 3:15.519	33 (11.) 3:27.902	35 (9.) 3:24.971	35 (9.) 3:23.804	135	7		1 (6.) 4:38.040		8
12 18	L. "LUIGI" O.ZS. Racing Team	HUN Skoda Fabia	35 (9.) 3:13.754	31 (13.) 3:33.174	33 (11.) 3:26.544	33 (11.) 3:25.250	132	5		3 (4.) 4:33.344		8
13 11	Davy VAN DEN BRANDEN OTRT	BEL Citroën DS3	33 (11.) 3:14.528	25 (17.) DNF	38 (6.) 3:23.366	30 (14.) 3:27.799	126	4				4
14 25	Karoliina LEPPihalme Set Promotion	FIN Renault Twingo	29 (15.) 3:19.166	30 (14.) 3:33.961	34 (10.) 3:26.445	32 (12.) 3:25.476	125	3				3
15 84	Davide MEDICI Davide Medici	ITA Renault Clio	25 (18.) DNF	34 (10.) 3:26.325	32 (12.) 3:28.230	31 (13.) 3:26.502	122	2				2
16 20	Siim SALURI RS Racing Team	EST Renault Twingo	30 (14.) 3:18.110	35 (9.) 3:25.996	27 (17.) 3:51.479	29 (15.) 3:28.156	121	1				1
17 47	Andre KURG Reinsalu Sport	EST Skoda Fabia	28 (16.) 3:23.958	37 (7.) 3:24.629	28 (16.) 3:43.957	28 (16.) 3:28.657	121	0				0
18 38	Mandie AUGUST ALL-INKL.COM Münnich Motorsport	DEU Skoda Fabia	27 (17.) 3:31.178	28 (16.) 3:45.707	0 (18.) DNS	27 (17.) 3:34.230	82	0				0

Pista Internacional de Montalegre(945/1050)

Published at...	Steward Ludek KOPECKY	Steward Liliane NOTERMANS	Steward Victor SOUSA	
-----------------	--------------------------	------------------------------	-------------------------	--

Super1600

Provisional Championship standing

Pos.	No.	Driver	Nat.	Car	Rd1 POR	Rd2 GBR	Rd3 NOR	Rd4 FIN	Rd5 SWE	Rd6 BEL	Rd7 CAN	Rd8 FRA	Rd9 GER	Rd10 ITA	Rd11 TUR	Rd12 ARG	Pen.	Ch. Pt
1	99	Janis BAUMANIS	LVA	Renault Twingo	24													24
2	23	Krisztian SZABO	HUN	Skoda Fabia	23													23
3	92	Andréa DUBOURG	FRA	Renault Clio	23													23
4	5	Ondrej SMETANA	CZE	Ford Fiesta	21													21
5	16	Ernestas STAPONKUS	LTU	Volkswagen Polo	21													21
6	89	Timur SHIGABUTDINOV	RUS	Renault Clio	17													17
7	10	Janno LIGUR	EST	Skoda Fabia	13													13
8	2	Ulrik LINNEMANN	DNK	Peugeot 208	12													12
9	50	Nikita MISYULYA	RUS	Skoda Fabia	11													11
10	8	Andreas STEFFEN	DEU	Skoda Fabia	9													9
11	3	Pavel VIMMER	CZE	Skoda Fabia	8													8
12	18	L. "LUIGI"	HUN	Skoda Fabia	8													8
13	11	Davy VAN DEN BRANDENBEL	BEL	Citröen DS3	4													4
14	25	Karoliina LEPPihalme	FIN	Renault Twingo	3													3
15	84	Davide MEDICI	ITA	Renault Clio	2													2
16	20	Siim SALURI	EST	Renault Twingo	1													1
17	38	Mandie AUGUST	DEU	Skoda Fabia	0													0
18	47	Andre KURG	EST	Skoda Fabia	0													0

Pista Internacional de Montalegre(945/1050)